

Chapter 2: Atoms, Molecules, and Ions Chapter Contents
Book Title: AP* Edition Chemistry
Printed By: Mithra Marcus (mithra.marcus@lcps.org)
© 2014 Cengage Learning, Cengage Learning

Chapter 2


Atoms, Molecules, and Ions

- [Chapter Introduction](#)
- [2.1 The Early History of Chemistry](#)
- [2.2 Fundamental Chemical Laws](#)
- [2.3 Dalton's Atomic Theory](#)
- [2.4 Early Experiments to Characterize the Atom](#)
 - [The Electron](#)
 - [Radioactivity](#)
 - [The Nuclear Atom](#)
- [2.5 The Modern View of Atomic Structure: An Introduction](#)
- [2.6 Molecules and Ions](#)
- [2.7 An Introduction to the Periodic Table](#)
- [2.8 Naming Simple Compounds](#)
 - [Binary Ionic Compounds \(Type I\)](#)
 - [Formulas from Names](#)
 - [Binary Ionic Compounds \(Type II\)](#)
 - [Ionic Compounds with Polyatomic Ions](#)
 - [Binary Covalent Compounds \(Type III\)](#)
 - [Acids](#)
- [For Review](#)
 - [Key Terms](#)
 - [Summary](#)
 - [Review Questions](#)
 - [Active Learning Questions](#)
 - [Questions](#)
 - [Exercises: Development of the Atomic Theory](#)
 - [Exercises: The Nature of the Atom](#)
 - [Exercises: Nomenclature](#)
 - [Additional Exercises](#)
 - [ChemWork Problems](#)
 - [Challenge Problems](#)
 - [Integrative Problems](#)
 - [Marathon Problem](#)
 - [AP Multiple-Choice Review Questions](#)

Chapter 2: Atoms, Molecules, and Ions Chapter Introduction
Book Title: AP* Edition Chemistry
Printed By: Mithra Marcus (mithra.marcus@lcps.org)
© 2014 Cengage Learning, Cengage Learning

Chapter Introduction

Polarized light micrograph of crystals of tartaric acid.



(Sinclair Stammers/Photo Researchers, Inc.)

(Sinclair Stammers/Photo Researchers, Inc.)


Where does one start in learning chemistry? Clearly we must consider some essential vocabulary and something about the origins of the science before we can proceed very far. Thus, while [Chapter 1](#) provided background on the fundamental ideas and procedures of science in general, [Chapter 2](#) covers the specific chemical background necessary for understanding the material in the next few chapters. The coverage of these topics is necessarily brief at this point. We will develop these ideas more fully as it becomes appropriate to do so. A major goal of this chapter is to present the systems for naming chemical compounds to provide you with the vocabulary necessary to understand this book and to pursue your laboratory studies.

Because chemistry is concerned first and foremost with chemical changes, we will proceed as quickly as possible to a study of chemical reactions ([Chapters 3 and 4](#)). However, before we can discuss reactions, we must consider some fundamental ideas about atoms and how they combine.

Chapter 2: Atoms, Molecules, and Ions: 2.1 The Early History of Chemistry
Book Title: AP* Edition Chemistry
Printed By: Mithra Marcus (mithra.marcus@lcps.org)
© 2014 Cengage Learning, Cengage Learning

2.1 The Early History of Chemistry

Chemistry has been important since ancient times. The processing of natural ores to produce metals for ornaments and weapons and the use of embalming fluids are just two applications of chemical phenomena that were utilized prior to 1000 B.C.

The Greeks were the first to try to explain why chemical changes occur. By about 400 B.C. they had proposed that all matter was composed of four fundamental substances: fire, earth, water, and air. The Greeks also considered the question of whether matter is continuous, and thus infinitely divisible into smaller pieces, or composed of small, indivisible particles. Supporters of the latter position were Demokritos  of Abdera (c. 460–c. 370 B.C.) and Leucippos, who used the term *atomos* (which later became *atoms*) to describe these ultimate particles. However, because the Greeks had no experiments to test their ideas, no definitive conclusion could be reached about the divisibility of matter.

The next 2000 years of chemical history were dominated by a pseudoscience called alchemy. Some alchemists were mystics and fakes who were obsessed with the idea of turning cheap metals into gold. However, many alchemists were serious scientists, and this period saw important advances: The alchemists discovered several elements and learned to prepare the mineral acids.

The foundations of modern chemistry were laid in the sixteenth century with the development of systematic metallurgy (extraction of metals from ores) by a German, Georg Bauer (1494–1555), and the medicinal application of minerals by a Swiss alchemist/physician known as Paracelsus (full name: Philippus Theophrastus Bombastus von Hohenheim [1493–1541]).

The first “chemist” to perform truly quantitative experiments was Robert Boyle (1627–1691), who carefully measured the relationship between the pressure and volume of air. When Boyle published his book *The Skeptical Chymist* in 1661, the quantitative sciences of physics and chemistry were born. In addition to his results on the quantitative behavior of gases, Boyle’s other major contribution to chemistry consisted of his ideas about the chemical elements. Boyle held no preconceived notion about the number of elements. In his view, a substance was an element unless it could be broken down into two or more simpler substances. As Boyle’s experimental definition of an element became generally accepted, the list of known elements began to grow, and the Greek system of four elements finally died. Although Boyle was an excellent scientist, he was not always right. For example, he clung to the alchemists’ views that metals were not true elements and that a way would eventually be found to change one metal into another.


The phenomenon of combustion evoked intense interest in the seventeenth and eighteenth centuries. The German chemist Georg Stahl (1660–1734) suggested that a substance he called “phlogiston” flowed out of the burning material. Stahl postulated that a substance burning in a closed container eventually stopped burning because the air in the container became saturated with phlogiston. Oxygen gas, discovered by Joseph Priestley (1733–1804),  an English clergyman and scientist (Fig. 2.1), was found to support vigorous combustion and was thus supposed to be low in phlogiston. In fact, oxygen was originally called “dephlogisticated air.”

Figure 2.1

The Priestley Medal is the highest honor given by the American Chemical Society. It is named for Joseph Priestley, who was born in England on March 13, 1733. He performed many important scientific experiments, among them the discovery that a gas later identified as carbon dioxide could be dissolved in water to produce *seltzer*. Also, as a result of meeting Benjamin Franklin in London in 1766, Priestley became interested in electricity and was the first to observe that graphite was an electrical conductor. However, his greatest discovery occurred in 1774 when he isolated oxygen by heating mercuric oxide.

Because of his nonconformist political views, Priestley was forced to leave England. He died in the United States in 1804.





Roald Hoffmann

Chapter 2: Atoms, Molecules, and Ions: 2.2 Fundamental Chemical Laws
Book Title: AP* Edition Chemistry
Printed By: Mithra Marcus (mithra.marcus@lcp.org)
© 2014 Cengage Learning, Cengage Learning

2.2 Fundamental Chemical Laws

AP Learning Objectives

- LO 1.1 The student can justify the observation that the ratio of the masses of the constituent elements in any pure sample of that compound is always identical on the basis of the atomic molecular theory. [See **SP 6.1**; [Essential knowledge 1.A.1](#)]
- LO 1.17 The student is able to express the law of conservation of mass quantitatively and qualitatively using symbolic representations and particulate drawings. [See **SP 1.5**; [Essential knowledge 1.E.1](#)]
- LO 3.5 The student is able to design a plan in order to collect data on the synthesis or decomposition of a compound to confirm the conservation of matter and the law of definite proportions. [See **SP 2.1, 4.2**; [Essential knowledge 3.B.1](#)] (see APEC Lab 7 “Hydrates and Thermal Decomposition”)
- LO 3.6 The student is able to use data from synthesis or decomposition of a compound to confirm the conservation of matter and the law of definite proportions. [See **SP 2.2, 6.1**; [Essential knowledge 3.B.1](#)]

By the late eighteenth century, combustion had been studied extensively; the gases carbon dioxide, nitrogen, hydrogen, and oxygen had been discovered; and the list of elements continued to grow. However, it was Antoine Lavoisier (1743–1794), a French chemist ([Fig. 2.2](#)), who finally explained the true nature of combustion, thus clearing the way for the tremendous progress that was made near the end of the eighteenth century. Lavoisier, like Boyle, regarded measurement as the essential operation of chemistry. His experiments, in which he carefully weighed the reactants and products of various reactions, suggested that *mass is neither created nor destroyed*. Lavoisier's verification of this [law of conservation of mass \(mass is neither created nor destroyed.\)](#) was the basis for the developments in chemistry in the nineteenth century. Mass is neither created nor destroyed in a chemical reaction.

Figure 2.2

Antoine Lavoisier was born in Paris on August 26, 1743. Although Lavoisier's father wanted his son to follow him into the legal profession, young Lavoisier was fascinated by science. From the beginning of his scientific career, Lavoisier

recognized the importance of accurate measurements. His careful weighings showed that mass is conserved in chemical reactions and that combustion involves reaction with oxygen. Also, he wrote the first modern chemistry textbook. It is not surprising that Lavoisier is often called the father of modern chemistry.

To help support his scientific work, Lavoisier invested in a private tax-collecting firm and married the daughter of one of the company executives. His connection to the tax collectors proved fatal, for radical French revolutionaries demanded his execution, which occurred on the guillotine on May 8, 1794.



The Metropolitan Museum of Art, New York. Image copyright © The Metropolitan Museum of Art/Art Resource, NY

Lavoisier's quantitative experiments showed that combustion involved oxygen (which Lavoisier named), not phlogiston. He also discovered that life was supported by a process that also involved oxygen and was similar in many ways to combustion. In 1789 Lavoisier published the first modern chemistry textbook, *Elementary Treatise on Chemistry*, in which he presented a unified picture of the chemical knowledge assembled up to that time. Unfortunately, in the same year the text was published, the French Revolution broke out. Lavoisier, who had been associated with collecting taxes for the government, was executed on the guillotine as an enemy of the people in 1794. [f](#)

After 1800, chemistry was dominated by scientists who, following Lavoisier's lead, performed careful weighing experiments to study the course of chemical reactions and to determine the composition of various chemical compounds. One of these chemists, a Frenchman, Joseph Proust (1754–1826), showed that *a given compound always contains exactly the same proportion of elements by mass*. For example, Proust found that the substance copper carbonate is always 5.3 parts copper to 4 parts oxygen to 1 part carbon (by mass). The principle of the constant composition of compounds, originally called “Proust’s law,” is now known as the [law of definite proportion \(a given compound always contains exactly the same proportion of elements by mass.\)](#). A given compound always contains exactly the same proportion of elements by mass.

Proust’s discovery stimulated John Dalton (1766–1844), an English schoolteacher ([Fig. 2.3](#)), to think about atoms as the particles that might compose elements. Dalton reasoned that if elements were composed of tiny individual particles, a given compound should always contain the same combination of these atoms. This concept explained why the same relative masses of elements were always found in a given compound.

Figure 2.3

John Dalton (1766–1844), an Englishman, began teaching at a Quaker school when he was 12 . His fascination with science included an intense interest in meteorology, which led to an interest in the gases of the air and their ultimate components, atoms. Dalton is best known for his atomic theory, in which he postulated that the fundamental differences among atoms are their masses. He was the first to prepare a table of relative atomic weights.

Dalton was a humble man with several apparent handicaps: He was not articulate and he was color-blind, a terrible problem for a chemist. Despite these disadvantages, he helped to revolutionize the science of chemistry.



Manchester Literary and Philosophical Society

But Dalton discovered another principle that convinced him even more of the existence of atoms. He noted, for example, that carbon and oxygen form two different compounds that contain different relative amounts of carbon and oxygen, as shown by the following data:

Mass of Oxygen That Combines with 1 g of Carbon	
Compound I	1.33 g
Compound II	2.66 g

Dalton noted that compound II contains twice as much oxygen per gram of carbon as compound I, a fact that could easily be explained in terms of atoms. Compound I might be CO , and compound II might be CO_2 . ✪ This principle, which was found to apply to compounds of other elements as well, became known as the [law of multiple proportions](#) (a law stating that when two elements form a series of compounds, the ratios of the masses of the second element that combine with one gram of the first element can always be reduced to small whole numbers.) : When two elements form a series of compounds, the ratios of the masses of the second element that combine with 1 g of the first element can always be reduced to small whole numbers.

To make sure the significance of this observation is clear, in [Example 2.1](#) we will consider data for a series of compounds consisting of nitrogen and oxygen.

Example 2.1

Illustrating the Law of Multiple Proportions

The following data were collected for several compounds of nitrogen and oxygen:

Mass of Nitrogen That Combines with 1 g of Oxygen	
Compound A	1.750 g
Compound B	0.8750 g
Compound C	0.4375 g

Show how these data illustrate the law of multiple proportions.

Solution

For the law of multiple proportions to hold, the ratios of the masses of nitrogen combining with 1 g of oxygen in each pair of compounds should be small whole numbers. We therefore compute the ratios as follows:

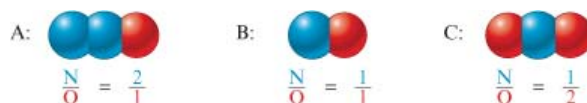
$$\begin{aligned}\frac{A}{B} &= \frac{1.750}{0.8750} = \frac{2}{1} \\ \frac{B}{C} &= \frac{0.8750}{0.4375} = \frac{2}{1} \\ \frac{A}{C} &= \frac{1.750}{0.4375} = \frac{4}{1}\end{aligned}$$

These results support the law of multiple proportions.

See [Exercises 2.37](#) and [2.38](#)

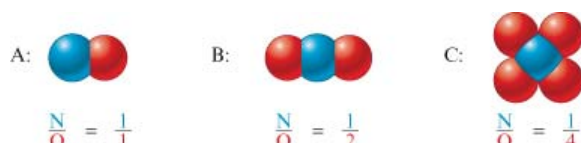
The significance of the data in [Example 2.1](#) is that compound A contains twice as much nitrogen (N) per gram of oxygen (O) as does compound B and that compound B contains twice as much nitrogen per gram of oxygen as does compound C.

These data can be explained readily if the substances are composed of molecules made up of nitrogen atoms and oxygen atoms. For example, one set of possibilities for compounds A, B, and C is



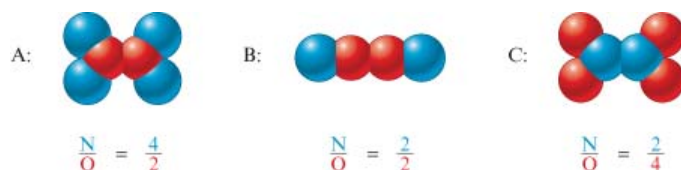
Now we can see that compound A contains two atoms of N for every atom of O, whereas compound B contains one atom of N per atom of O. That is, compound A contains twice as much nitrogen per given amount of oxygen as does compound B. Similarly, since compound B contains one N per O and compound C contains one N per *two* O's, the nitrogen content of compound C per given amount of oxygen is half that of compound B.

Another set of compounds that fits the data in [Example 2.1](#) is



Verify for yourself that these compounds satisfy the requirements.

Still another set that works is



See if you can come up with still another set of compounds that satisfies the data in [Example 2.1](#). How many more possibilities are there?


In fact, an infinite number of other possibilities exists. Dalton could not deduce absolute formulas from the available data on relative masses. However, the data on the composition of compounds in terms of the relative masses of the elements supported his hypothesis that each element consisted of a certain type of atom and that compounds were formed from specific combinations of atoms.

Chapter 2: Atoms, Molecules, and Ions: 2.3 Dalton's Atomic Theory
 Book Title: AP* Edition Chemistry
 Printed By: Mithra Marcus (mithra.marcus@lcps.org)
 © 2014 Cengage Learning, Cengage Learning

2.3 Dalton's Atomic Theory

AP Learning Objectives

LO 1.17 The student is able to express the law of conservation of mass quantitatively and qualitatively using symbolic representations and particulate drawings. [See **SP 1.5**; [Essential knowledge 1.E.1](#)]

In 1808 Dalton published *A New System of Chemical Philosophy*, in which he presented his theory of atoms: 

Dalton's Atomic Theory

1. Each element is made up of tiny particles called atoms.
2. The atoms of a given element are identical; the atoms of different elements are different in some fundamental way or ways.
3. Chemical compounds are formed when atoms of different elements combine with each other. A given compound always has the same relative numbers and types of atoms.
4. Chemical reactions involve reorganization of the atoms—changes in the way they are bound together. The atoms themselves are not changed in a chemical reaction.

It is instructive to consider Dalton's reasoning on the relative masses of the atoms of the various elements. In Dalton's time water was known to be composed of the elements hydrogen and oxygen, with 8 g of oxygen present for every 1 g of hydrogen. If the formula

for water were OH , an oxygen atom would have to have 8 times the mass of a hydrogen atom. However, if the formula for water were H_2O (two atoms of hydrogen for every oxygen atom), this would mean that each atom of oxygen is 16 times as massive as *each* atom of hydrogen (since the ratio of the mass of one oxygen to that of *two* hydrogens is 8 to 1). Because the formula for water was not then known, Dalton could not specify the relative masses of oxygen and hydrogen unambiguously. To solve the problem, Dalton made a fundamental assumption: He decided that nature would be as simple as possible. This assumption led him to conclude that the formula for water should be OH . He thus assigned hydrogen a mass of 1 and oxygen a mass of 8.

Chemical Connections

Berzelius, Selenium, and Silicon

Jöns Jakob Berzelius was probably the best experimental chemist of his generation and, given the crudeness of his laboratory equipment, maybe the best of all time. Unlike Lavoisier, who could afford to buy the best laboratory equipment available, Berzelius worked with minimal equipment in very plain surroundings. One of Berzelius's students described the Swedish chemist's workplace: "The laboratory consisted of two ordinary rooms with the very simplest arrangements; there were neither furnaces nor hoods, neither water system nor gas. Against the walls stood some closets with the chemicals, in the middle the mercury trough and the blast lamp table. Beside this was the sink consisting of a stone water holder with a stopcock and a pot standing under it. [Next door in the kitchen] stood a small heating furnace."

Comparison of Several of Berzelius's Atomic Masses with the Modern Values

Atomic Mass		
Element	Berzelius's Value	Current Value
Chlorine	35.41	35.45
Copper	63.00	63.55
Hydrogen	1.00	1.01
Lead	207.12	207.2
Nitrogen	14.05	14.01
Oxygen	16.00	16.00
Potassium	39.19	39.10
Silver	108.12	107.87
Sulfur	32.18	32.07







In these simple facilities, Berzelius performed more than 2000 experiments over a 10-year period to determine accurate atomic masses for the 50 elements then

known. His success can be seen from the data in the table at left. These remarkably accurate values attest to his experimental skills and patience.

Besides his table of atomic masses, Berzelius made many other major contributions to chemistry. The most important of these was the invention of a simple set of symbols for the elements along with a system for writing the formulas of compounds to replace the awkward symbolic representations of the alchemists. Although some chemists, including Dalton, objected to the new system, it was gradually adopted and forms the basis of the system we use today.

In addition to these accomplishments, Berzelius discovered the elements cerium, thorium, selenium, and silicon. Of these elements, selenium and silicon are particularly important in today's world. Berzelius discovered selenium in 1817 in connection with his studies of sulfuric acid. For years selenium's toxicity has been known, but only recently have we become aware that it may have a positive effect on human health. Studies have shown that trace amounts of selenium in the diet may protect people from heart disease and cancer. One study based on data from 27 countries showed an inverse relationship between the cancer death rate and the selenium content of soil in a particular region (low cancer death rate in areas with high selenium content). Another research paper reported an inverse relationship between the selenium content of the blood and the incidence of breast cancer in women. A study reported in 1998 used the toenail clippings of 33,737 men to show that selenium seems to protect against prostate cancer. Selenium is also found in the heart muscle and may play an important role in proper heart function. Because of these and other studies, selenium's reputation has improved, and many scientists are now studying its function in the human body.


The Alchemists' Symbols for Some Common Elements and Compounds

Substance	Alchemists' Symbol
Silver	
Lead	
Tin	
Platinum	
Sulfuric acid	
Alcohol	
Sea salt	

Silicon is the second most abundant element in the earth's crust, exceeded only by oxygen. As we will see in [Chapter 10](#), compounds involving silicon bonded to oxygen make up most of the earth's sand, rock, and soil. Berzelius prepared silicon in its pure form in 1824 by heating silicon tetrafluoride (SiF_4) with potassium metal. Today, silicon forms the basis for the modern microelectronics industry centered near San Francisco in a place that has come to be known as "Silicon Valley." The technology of the silicon chip (see [figure](#)) with its printed circuits has transformed computers from room-sized monsters with thousands of unreliable vacuum tubes to desktop and notebook-sized units with trouble-free "solid-state" circuitry.

A chip capable of transmitting 4,000,000 simultaneous phone conversations.





Courtesy IBM

Using similar reasoning for other compounds, Dalton prepared the first table of **atomic masses** (sometimes called **atomic weights** ([the weighted average mass of the atoms in a naturally occurring element.](#)) by chemists, since mass is often determined by comparison to a standard mass—a process called *weighing*). Many of the masses were later proved to be wrong because of Dalton's incorrect assumptions about the formulas of certain compounds, but the construction of a table of masses was an important step forward.

Joseph Louis Gay-Lussac, a French physicist and chemist, was remarkably versatile. Although he is now known primarily for his studies on the combining of volumes of gases, Gay-Lussac was instrumental in the studies of many of the other properties of gases. Some of Gay-Lussac's motivation to learn about gases arose from his passion for ballooning. In fact, he made ascents to heights of over 4 miles to collect air samples, setting altitude records that stood for about 50 years. Gay-Lussac also was the codiscoverer of boron and the developer of a process for manufacturing sulfuric acid. As chief assayer of the French mint, Gay-Lussac developed many techniques for chemical analysis and invented many types of glassware now used routinely in labs. Gay-Lussac spent his last 20 years as a lawmaker in the French government.

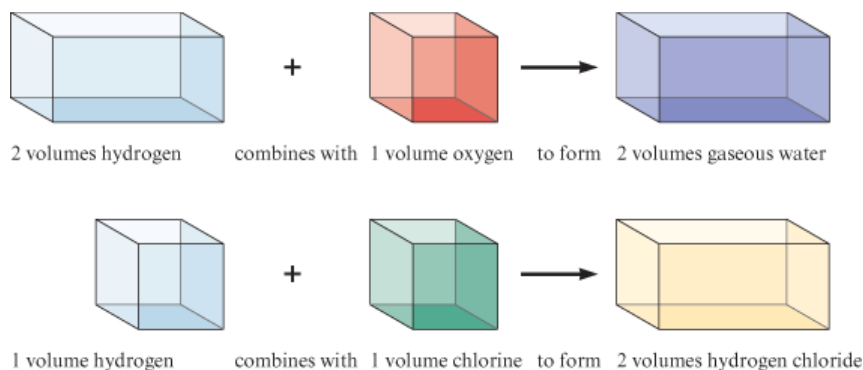


The Granger Collection, New York

Although not recognized as such for many years, the keys to determining absolute formulas for compounds were provided in the experimental work of the French chemist Joseph Gay-Lussac (1778–1850) and by the hypothesis of an Italian chemist named Amadeo Avogadro (1776–1856). In 1809 Gay-Lussac performed experiments in which he measured (under the same conditions of temperature and pressure) the volumes of gases that reacted with each other. For example, Gay-Lussac found that 2 volumes of hydrogen react with 1 volume of oxygen to form 2 volumes of gaseous water and that 1 volume of hydrogen reacts with 1 volume of chlorine to form 2 volumes of hydrogen chloride. These results are represented schematically in [Fig. 2.4](#).

Figure 2.4

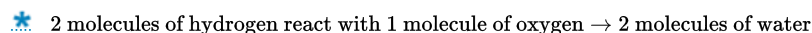
A representation of some of Gay-Lussac's experimental results on combining gas volumes.



In 1811 Avogadro interpreted these results by proposing that *at the same temperature and pressure, equal volumes of different gases contain the same number of particles*. This assumption (called **Avogadro's hypothesis**) makes sense if the distances between the particles in a gas are very great compared with the sizes of the particles. Under these conditions, the volume of a gas is determined by the number of molecules present, not by the size of the individual particles.

If Avogadro's hypothesis is correct, Gay-Lussac's result,

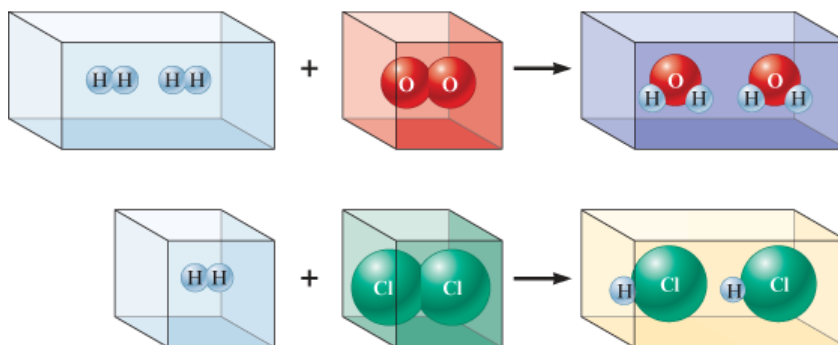
2 volumes of hydrogen react with 1 volume of oxygen \rightarrow 2 volumes of water vapor can be expressed as follows:



These observations can best be explained by assuming that gaseous hydrogen, oxygen, and chlorine are all composed of diatomic (two-atom) molecules: H_2 , O_2 , and Cl_2 , respectively. Gay-Lussac's results can then be represented as shown in Fig. 2.5. (Note that this reasoning suggests that the formula for water is H_2O , not OH as Dalton believed.)

Figure 2.5

A representation of combining gases at the molecular level. The spheres represent atoms in the molecules.



Unfortunately, Avogadro's interpretations were not accepted by most chemists, and a half-century of confusion followed, in which many different assumptions were made about formulas and atomic masses.

During the nineteenth century, painstaking measurements were made of the masses of various elements that combined to form compounds. From these experiments a list of relative atomic masses could be determined. One of the chemists involved in contributing to this list was a Swede named Jöns Jakob Berzelius (1779–1848), who discovered the

elements cerium, selenium, silicon, and thorium and developed the modern symbols for the elements used in writing the formulas of compounds.

Chapter 2: Atoms, Molecules, and Ions: 2.4 Early Experiments to Characterize the Atom
Book Title: AP* Edition Chemistry
Printed By: Mithra Marcus (mithra.marcus@lcps.org)
© 2014 Cengage Learning, Cengage Learning

2.4 Early Experiments to Characterize the Atom

On the basis of the work of Dalton, Gay-Lussac, Avogadro, and others, chemistry was beginning to make sense. The concept of atoms was clearly a good idea. Inevitably, scientists began to wonder about the nature of the atom. What is an atom made of, and how do the atoms of the various elements differ?

Chapter 2: Atoms, Molecules, and Ions The Electron
Book Title: AP* Edition Chemistry
Printed By: Mithra Marcus (mithra.marcus@lcps.org)
© 2014 Cengage Learning, Cengage Learning

The Electron


The first important experiments that led to an understanding of the composition of the atom were done by the English physicist J. J. Thomson (Fig. 2.6), who studied electrical discharges in partially evacuated tubes called **cathode-ray tubes** (the “rays” emanating from the negative electrode (cathode) in a partially evacuated tube; a stream of electrons.) (Fig. 2.7) during the period from 1898 to 1903. Thomson found that when high voltage was applied to the tube, a “ray” he called a *cathode ray* (because it emanated from the negative electrode, or cathode) was produced. Because this ray was produced at the negative electrode and was repelled by the negative pole of an applied electric field (Fig. 2.8), Thomson postulated that the ray was a stream of negatively charged particles, now called **electrons** (a negatively charged particle that moves around the nucleus of an atom.) From experiments in which he measured the deflection of the beam of electrons in a magnetic field, Thomson determined the *charge-to-mass ratio* of an electron:

$$\frac{e}{m} = -1.76 \times 10^8 \text{ C/g}$$

where e represents the charge on the electron in coulombs (C) and m represents the electron mass in grams.

Figure 2.6


J. J. Thomson (1856–1940) was an English physicist at Cambridge University. He received the Nobel Prize in physics in 1906.



The Cavendish Laboratory

Figure 2.7

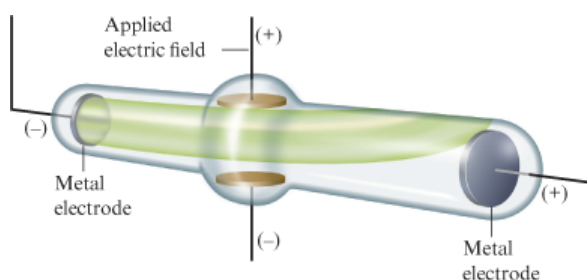
A cathode-ray tube. The fast-moving electrons excite the gas in the tube, causing a glow between the electrodes. The green color in the photo is due to the response of the screen (coated with zinc sulfide) to the electron beam.



Richard Megna/Fundamental Photographs © Cengage Learning

Figure 2.8

Deflection of cathode rays by an applied electric field.



A classic English plum pudding in which the raisins represent the distribution of electrons in the atom.

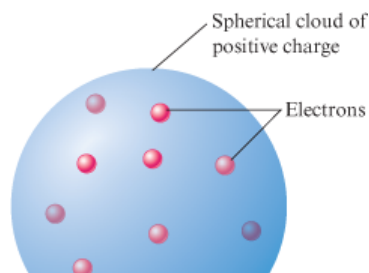


StockFood/Getty Images

One of Thomson's primary goals in his cathode-ray tube experiments was to gain an understanding of the structure of the atom. He reasoned that since electrons could be produced from electrodes made of various types of metals, *all* atoms must contain electrons. Since atoms were known to be electrically neutral, Thomson further assumed that atoms also must contain some positive charge. Thomson postulated that an atom consisted of a diffuse cloud of positive charge with the negative electrons embedded randomly in it. This model, shown in Fig. 2.9, is often called the *plum pudding model* because the electrons are like raisins dispersed in a pudding (the positive charge cloud), as in plum pudding, a favorite English dessert.

Figure 2.9

The plum pudding model of the atom.

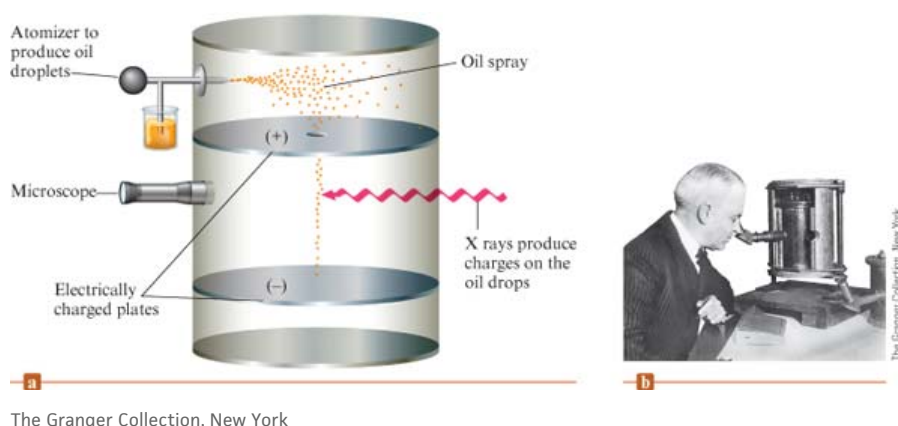




In 1909 Robert Millikan (1868–1953), working at the University of Chicago, performed very clever experiments involving charged oil drops. These experiments allowed him to determine the magnitude of the electron charge (Fig. 2.10). With this value and the charge-to-mass ratio determined by Thomson, Millikan was able to calculate the mass of the electron as $9.11 \times 10^{-31} \text{ kg}$.

Figure 2.10

(a) A schematic representation of the apparatus Millikan used to determine the charge on the electron. The fall of charged oil droplets due to gravity can be halted by adjusting the voltage across the two plates. This voltage and the mass of the oil drop can then be used to calculate the charge on the oil drop. Millikan's experiments showed that the charge on an oil drop is always a whole-number multiple of the electron charge. (b) Robert Millikan using his apparatus.



Chapter 2: Atoms, Molecules, and Ions Radioactivity
Book Title: AP* Edition Chemistry
Printed By: Mithra Marcus (mithra.marcus@lcps.org)
© 2014 Cengage Learning, Cengage Learning

Radioactivity

In the late nineteenth century, scientists discovered that certain elements produce high-energy radiation. For example, in 1896 the French scientist Henri Becquerel found accidentally that a piece of a mineral containing uranium could produce its image on a photographic plate in the absence of light. He attributed this phenomenon to a spontaneous emission of radiation by the uranium, which he called radioactivity (the spontaneous decomposition of a nucleus to form a different nucleus.). Studies in the early twentieth century demonstrated three types of radioactive emission: gamma (γ) rays, beta (β) particles, and alpha (α) particles. A γ ray is high-energy “light”; a β particle is a high-speed electron; and an α particle has a $2+$ charge, that is, a charge twice that of the electron and with the opposite sign. The mass of an α particle is 7300 times that of the electron. More modes of radioactivity are now known, and we will discuss them in Chapter 19. Here we will consider only α particles because they were used in some crucial early experiments.

Chapter 2: Atoms, Molecules, and Ions The Nuclear Atom
Book Title: AP* Edition Chemistry
Printed By: Mithra Marcus (mithra.marcus@lcps.org)
© 2014 Cengage Learning, Cengage Learning


The Nuclear Atom

In 1911 Ernest Rutherford (Fig. 2.11), who performed many of the pioneering experiments to explore radioactivity, carried out an experiment to test Thomson's plum pudding model.

The experiment involved directing α particles at a thin sheet of metal foil, as illustrated in Fig. 2.12. Rutherford reasoned that if Thomson's model were accurate, the massive α particles should crash through the thin foil like cannonballs through gauze, as shown in Fig. 2.13(a). He expected the α particles to travel through the foil with, at the most, very minor deflections in their paths. The results of the experiment were very different from those Rutherford anticipated. Although most of the α particles passed straight through, many of the particles were deflected at large angles, as shown in Fig. 2.13(b), and some were reflected, never hitting the detector. This outcome was a great surprise to Rutherford. (He wrote that this result was comparable with shooting a howitzer at a piece of paper and having the shell reflected back.)

Figure 2.11

Ernest Rutherford (1871–1937) was born on a farm in New Zealand. In 1895 he placed second in a scholarship competition to attend Cambridge University but was awarded the scholarship when the winner decided to stay home and get married. As a scientist in England, Rutherford did much of the early work on characterizing radioactivity. He named the α and β particles and the γ ray and coined the term *half-life* to describe an important attribute of radioactive elements. His experiments on the behavior of α particles striking thin metal foils led him to postulate the nuclear atom. He also invented the name *proton* for the nucleus of the hydrogen atom. He received the Nobel Prize in chemistry in 1908.



Topham Picture Library/The Image Works

Figure 2.12

Rutherford's experiment on α -particle bombardment of metal foil.

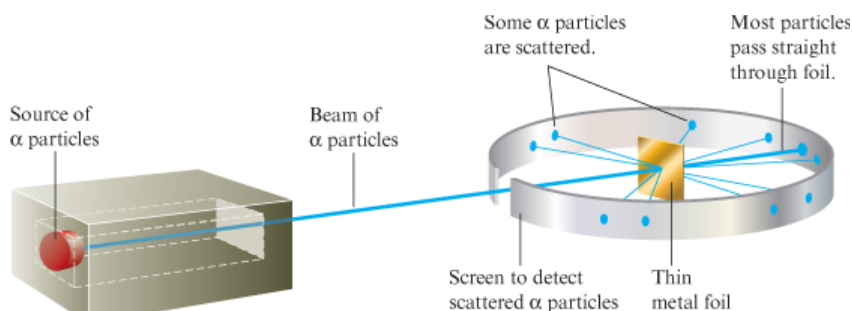
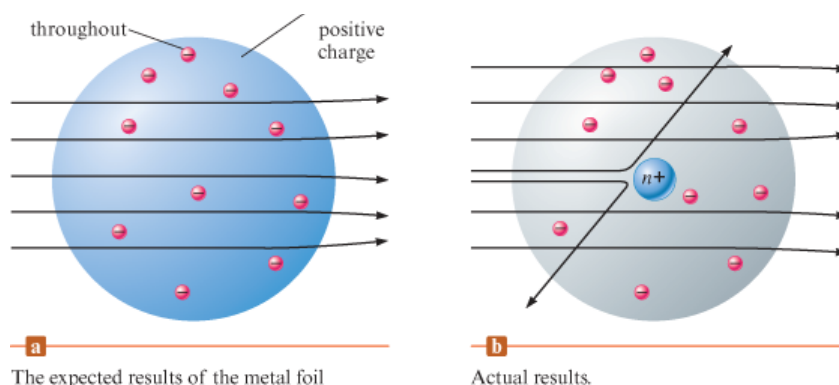


Figure 2.13

Rutherford's experiment.

Electrons scattered

Diffuse



The expected results of the metal foil experiment if Thomson's model were correct.

Actual results.

Rutherford knew from these results that the plum pudding model for the atom could not be correct. The large deflections of the α particles could be caused only by a center of concentrated positive charge that contains most of the atom's mass, as illustrated in Fig. 2.13(b). Most of the α particles pass directly through the foil because the atom is mostly open space. The deflected α particles are those that had a "close encounter" with the massive positive center of the atom, and the few reflected α particles are those that made a "direct hit" on the much more massive positive center.

In Rutherford's mind these results could be explained only in terms of a **nuclear atom** (an atom having a dense center of positive charge (the nucleus) with electrons moving around the outside.) —an atom with a dense center of positive charge (the nucleus (the small, dense center of positive charge in an atom.)) with electrons moving around the nucleus at a distance that is large relative to the nuclear radius.

Critical Thinking

You have learned about three different models of the atom: Dalton's model, Thomson's model, and Rutherford's model. What if Dalton was correct? What would Rutherford have expected from his experiments with gold foil? What if Thomson was correct? What would Rutherford have expected from his experiments with gold foil?

Chapter 2: Atoms, Molecules, and Ions: 2.5 The Modern View of Atomic Structure: An Introduction
 Book Title: AP* Edition Chemistry
 Printed By: Mithra Marcus (mithra.marcus@lcps.org)
 © 2014 Cengage Learning, Cengage Learning

2.5 The Modern View of Atomic Structure: An Introduction



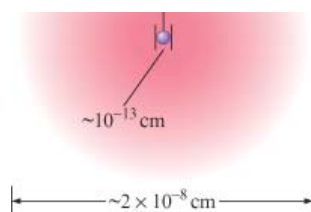
In the years since Thomson and Rutherford, a great deal has been learned about atomic structure. Because much of this material will be covered in detail in later chapters, only an introduction will be given here. The simplest view of the atom is that it consists of a tiny nucleus (with a diameter of about 10^{-13} cm) and electrons that move about the nucleus at an average distance of about 10^{-8} cm from it (Fig. 2.14). 

Figure 2.14

A nuclear atom viewed in cross section. Note that this drawing is not to scale.





As we will see later, the chemistry of an atom mainly results from its electrons. For this reason, chemists can be satisfied with a relatively crude nuclear model. The nucleus is assumed to contain **protons** (a positively charged particle in an atomic nucleus.), which have a positive charge equal in magnitude to the electron's negative charge, and **neutrons** (a particle in the atomic nucleus with mass virtually equal to the proton's but with no charge.), which have virtually the same mass as a proton but no charge. The masses and charges of the electron, proton, and neutron are shown in Table 2.1.

Table 2.1

The Mass and Charge of the Electron, Proton, and Neutron

Particle	Mass	Charge ✱
Electron	$9.109 \times 10^{-31} \text{ kg}$	1-
Proton	$1.673 \times 10^{-27} \text{ kg}$	1+
Neutron	$1.675 \times 10^{-27} \text{ kg}$	None


Two striking things about the nucleus are its small size compared with the overall size of the atom and its extremely high density. The tiny nucleus accounts for almost all the atom's mass. Its great density is dramatically demonstrated by the fact that a piece of nuclear material about the size of a pea would have a mass of 250 million tons ! [i](#)

If the atomic nucleus were the size of this ball bearing, a typical atom would be the size of this stadium.



Photo © Cengage Learning. All rights reserved.

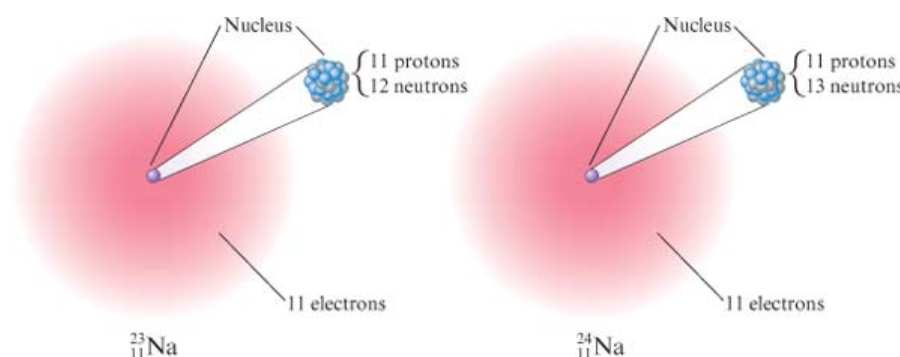
An important question to consider at this point is, "If all atoms are composed of these same components, why do different atoms have different chemical properties?" The answer to this question lies in the number and the arrangement of the electrons. The electrons constitute most of the atomic volume and thus are the parts that "intermingle" when atoms combine to form molecules. Therefore, the number of electrons possessed by a given atom greatly affects its ability to interact with other atoms. As a result, the atoms of different elements, which have different numbers of protons and electrons, show different chemical behavior.

A sodium atom has 11 protons in its nucleus. Since atoms have no net charge, the number of electrons must equal the number of protons. Therefore, a sodium atom has 11 electrons moving around its nucleus. It is *always* true that a sodium atom has 11 protons and 11 electrons. However, each sodium atom also has neutrons in its nucleus, and different types of sodium atoms exist that have different numbers of neutrons. For example, consider the sodium atoms represented in Fig. 2.15. These two atoms are **isotopes** (atoms of the same element (the same number of protons) with different numbers of neutrons. They have identical atomic numbers but different mass numbers.), or atoms with the same number of protons but different numbers of neutrons. Note that the symbol for one particular type of sodium atom is written .

Mass number \rightarrow $^{23}_{11}\text{Na}$ \leftarrow Element symbol
Atomic number \rightarrow

Figure 2.15

Two isotopes of sodium. Both have 11 protons and 11 electrons, but they differ in the number of neutrons in their nuclei.




where the **atomic number** (the number of protons in the nucleus of an atom.) Z (number of protons) is written as a subscript, and the **mass number** (the total number of protons and neutrons in the atomic nucleus of an atom.) A (the total number of protons and neutrons) is written as a superscript. (The particular atom represented here is called “sodium twenty-three.” It has 11 electrons, 11 protons, and 12 neutrons.) Because the chemistry of an atom is due to its electrons, isotopes show almost identical chemical properties. In nature most elements contain mixtures of isotopes.

Critical Thinking

The average diameter of an atom is $2 \times 10^{-10} \text{ m}$. What if the average diameter of an atom were 1 cm? How tall would you be?

Interactive Example 2.2

Writing the Symbols for Atoms

 Write the symbol for the atom that has an atomic number of 9 and a mass number of 19. How many electrons and how many neutrons does this atom have?

Solution

The atomic number 9 means the atom has 9 protons. This element is called *fluorine*, symbolized by F. The atom is represented as



and is called *fluorine nineteen*. Since the atom has 9 protons, it also must have 9 electrons to achieve electrical neutrality. The mass number gives the total number of protons and neutrons, which means that this atom has 10 neutrons.

See [Exercises 2.59](#) through [2.62](#)

Chapter 2: Atoms, Molecules, and Ions: 2.6 Molecules and Ions
Book Title: AP* Edition Chemistry
Printed By: Mithra Marcus (mithra.marcus@lcp.org)
© 2014 Cengage Learning, Cengage Learning

2.6 Molecules and Ions

AP Learning Objectives

LO 2.17 The student can predict the type of bonding present between two atoms in a binary compound based on position in the periodic table and the electronegativity of the elements. [See **SP 6.4**; [Essential knowledge components of 2.C](#)]

From a chemist's viewpoint, the most interesting characteristic of an atom is its ability to combine with other atoms to form compounds. It was John Dalton who first recognized that chemical compounds are collections of atoms, but he could not determine the structure of atoms or their means for binding to each other. During the twentieth century, we learned that atoms have electrons and that these electrons participate in bonding one atom to another. We will discuss bonding thoroughly in [Chapters 8](#) and [9](#); here, we will introduce some simple bonding ideas that will be useful in the next few chapters.

The forces that hold atoms together in compounds are called [chemical bonds \(the force or, more accurately, the energy that holds two atoms together in a compound.\)](#). One way that atoms can form bonds is by *sharing electrons*. These bonds are called [covalent bonds \(a type of bonding in which electrons are shared by atoms.\)](#), and the resulting collection of atoms is called a [molecule \(a bonded collection of two or more atoms of the same or different elements.\)](#). Molecules can be represented in several different ways. The simplest method is the [chemical formula \(the representation of a molecule in which the symbols for the elements are used to indicate the types of atoms present and subscripts are used to show the relative numbers of atoms.\)](#), in which the symbols for the elements are used to indicate the types of atoms present and subscripts are used to indicate the relative numbers of atoms. For example, the formula for carbon dioxide is CO_2 , meaning that each molecule contains 1 atom of carbon and 2 atoms of oxygen.

Examples of molecules that contain covalent bonds are hydrogen (H_2), water (H_2O), oxygen (O_2), ammonia (NH_3), and methane (CH_4). More information about a molecule is given by its [structural formula \(the representation of a molecule in which the relative positions of the atoms are shown and the bonds are indicated by lines.\)](#), in which the individual bonds are shown (indicated by lines). Structural formulas may or may not indicate the actual shape of the molecule. For example, water might be represented as



The structure on the right shows the actual shape of the water molecule. Scientists know from experimental evidence that the molecule looks like this. (We will study the shapes of molecules further in [Chapter 8](#).)

The structural formula for ammonia is shown below. Note that atoms connected to the central atom by dashed lines are behind the plane of the paper, and atoms connected to the central atom by wedges are in front of the plane of the paper.

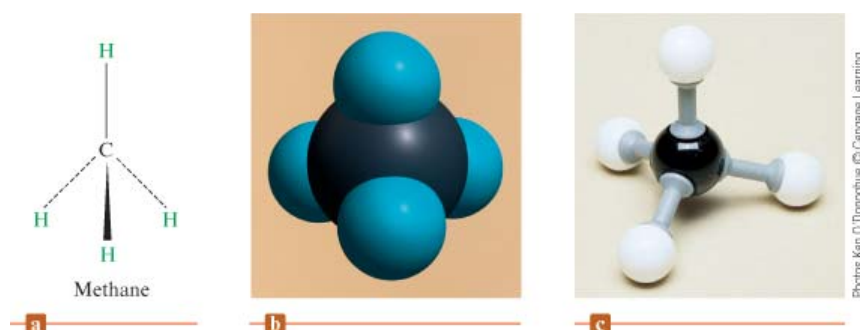


Ammonia

In a compound composed of molecules, the individual molecules move around as independent units. For example, a molecule of methane gas can be represented in several ways. The structural formula for methane (CH_4) is shown in [Fig. 2.16\(a\)](#). The [space-filling model](#) (a model of a molecule showing the relative sizes of the atoms and their relative orientations.) of methane, which shows the relative sizes of the atoms as well as their relative orientation in the molecule, is given in [Fig. 2.16\(b\)](#). [Ball-and-stick models](#) (a molecular model that distorts the sizes of atoms but shows bond relationships clearly.) are also used to represent molecules. The ball-and-stick structure of methane is shown in [Fig. 2.16\(c\)](#).

Figure 2.16

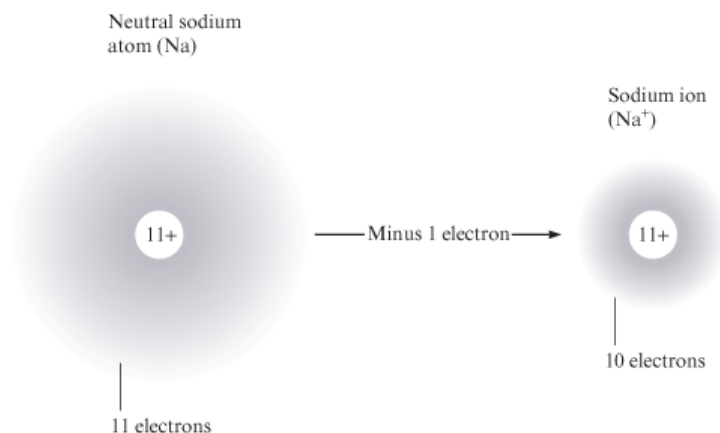
(a) The structural formula for methane. (b) Space-filling model of methane. This type of model shows both the relative sizes of the atoms in the molecule and their spatial relationships. (c) Ball-and-stick model of methane.



Photos Ken O'Donoghue © Cengage Learning

A second type of chemical bond results from attractions among ions. An [ion \(an atom or a group of atoms that has a net positive or negative charge.\)](#) is an atom or group of atoms that has a net positive or negative charge. The best-known ionic compound is common table salt, or sodium chloride, which forms when neutral chlorine and sodium react.

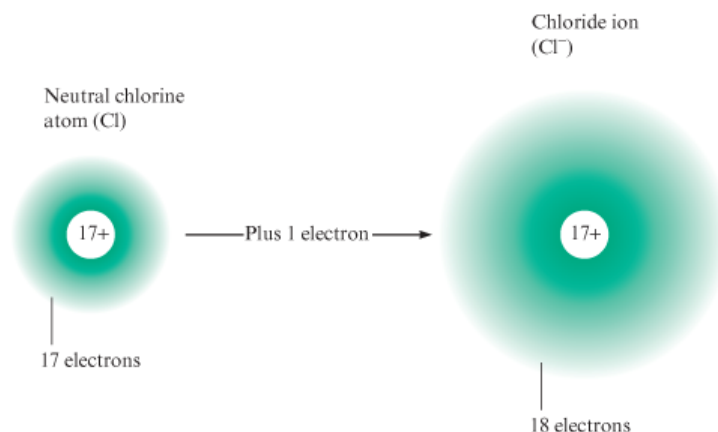
To see how the ions are formed, consider what happens when an electron is transferred from a sodium atom to a chlorine atom (the neutrons in the nuclei will be ignored):



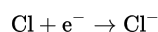
With one electron stripped off, the sodium, with its 11 protons and only 10 electrons, now has a net 1+ charge—it has become a *positive ion*. A positive ion is called a **cation** (a **positive ion**). The sodium ion is written as Na^+ , and the process can be represented in shorthand form as $\text{Na} \rightarrow \text{Na}^+ + \text{e}^-$



If an electron is added to chlorine,



the 18 electrons produce a net 1− charge; the chlorine has become an *ion with a negative charge*—an **anion** (a **negative ion**). The chloride ion is written as Cl^- , and the process is represented as



Because anions and cations have opposite charges, they attract each other. This *force of attraction between oppositely charged ions* is called **ionic bonding** (the **electrostatic attraction between oppositely charged ions**). As illustrated in Fig. 2.17, sodium metal and chlorine gas (a green gas composed of Cl_2 molecules) react to form solid sodium chloride, which contains many Na^+ and Cl^- ions packed together and forms the beautiful colorless cubic crystals.

Figure 2.17

Sodium metal (which is so soft it can be cut with a knife and which consists of individual sodium atoms) reacts with chlorine gas (which contains Cl_2 molecules) to form solid sodium chloride (which contains Na^+ and Cl^- ions packed together).

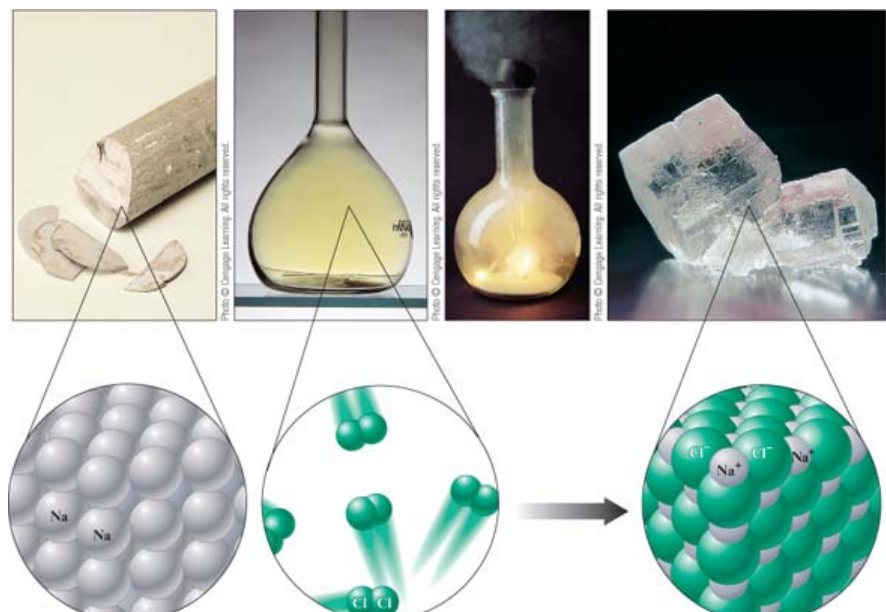
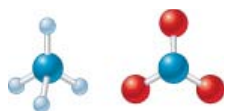


Photo © Cengage Learning. All rights reserved. Photo © Cengage Learning. All rights reserved. Photo © Cengage Learning. All rights reserved. Charles D. Winters/Photo Researchers, Inc

A solid consisting of oppositely charged ions is called an **ionic solid** (a solid containing cations and anions that dissolves in water to give a solution containing the separated ions, which are mobile and thus free to conduct an electric current.) . Ionic solids can consist of simple ions, as in sodium chloride, or of **polyatomic** (an ion containing a number of atoms.) (many atom) **ions**, as in ammonium nitrate (NH_4NO_3), which contains ammonium ions (NH_4^+) and nitrate ions (NO_3^-). The ball-and-stick models of these ions are shown in Fig. 2.18.

Figure 2.18

Ball-and-stick models of the ammonium ion (NH_4^+) and the nitrate ion (NO_3^-). These ions are each held together by covalent bonds.



Chapter 2: Atoms, Molecules, and Ions: 2.7 An Introduction to the Periodic Table
Book Title: AP* Edition Chemistry
Printed By: Mithra Marcus (mithra.marcus@lcps.org)
© 2014 Cengage Learning, Cengage Learning

2.7 An Introduction to the Periodic Table

AP Learning Objectives

LO 2.17 The student can predict the type of bonding present between two atoms in a binary compound based on position in the periodic table and the electronegativity of the elements. [See SP 6.4; Essential knowledge components of 2.C]

In a room where chemistry is taught or practiced, a chart called the **periodic table** (a chart showing all the elements arranged in columns with similar chemical properties.) is almost certain to be found hanging on the wall. This chart shows all the known elements and gives a good deal of information about each. As our study of chemistry progresses, the usefulness of the periodic table will become more obvious. This section will simply introduce it to you.

A simplified version of the periodic table is shown in Fig. 2.19. The letters in the boxes are the symbols for the elements; these abbreviations are based on the current element names or the original names (Table 2.2). The number shown above each symbol is the **atomic number** (number of protons) for that element. For example, carbon (C) has atomic number 6, and lead (Pb) has atomic number 82. Most of the elements are **metals** (an element that gives up electrons relatively easily and is lustrous, malleable, and a good conductor of heat and electricity.) . Metals have characteristic physical properties such as efficient conduction of heat and electricity, malleability (they can be hammered into thin sheets), ductility (they can be pulled into wires), and (often) a lustrous appearance. Chemically, metals tend to *lose* electrons to form positive ions. For example, copper is a typical metal. It is lustrous (although it tarnishes readily); it is an excellent conductor of electricity (it is widely used in electrical wires); and it is readily formed into various shapes, such as pipes for water systems. Copper is also found in many salts, such as the beautiful blue copper sulfate, in which copper is present as Cu^{2+} ions. Copper is a member of the transition metals—the metals shown in the center of the periodic table.

Figure 2.19

The periodic table.

Alkali metals

Alkaline earth metals

Noble gases

Halogens

Transition metals

*Lanthanides

†Actinides

Table 2.2

The Symbols for the Elements That Are Based on the Original Names

Current Name	Original Name	Symbol
Antimony	Stibium	Sb
Copper	Cuprum	Cu
Iron	Ferrum	Fe
Lead	Plumbum	Pb
Mercury	Hydrargyrum	Hg
Potassium	Kalium	K
Silver	Argentum	Ag
Sodium	Natrium	Na
Tin	Stannum	Sn
Tungsten	Wolfram	W

The relatively few **nonmetals** (an element not exhibiting metallic characteristics. Chemically, a typical nonmetal accepts electrons from a metal.) appear in the upper-right

corner of the table (to the right of the heavy line in Fig. 2.19), except hydrogen, a nonmetal that resides in the upper-left corner. The nonmetals lack the physical properties that characterize the metals. Chemically, they tend to *gain* electrons in reactions with metals to form negative ions. Nonmetals often bond to each other by forming covalent bonds. For example, chlorine is a typical nonmetal. Under normal conditions it exists as Cl_2 molecules; it reacts with metals to form salts containing Cl^- ions (NaCl , for example); and it forms covalent bonds with nonmetals (for example, hydrogen chloride gas, HCl).

The periodic table is arranged so that elements in the same vertical columns (called **groups or families**) have *similar chemical properties*. For example, all of the **alkali metals** (a **Group 1A metal**), members of Group 1A—lithium (Li), sodium (Na), potassium (K), rubidium (Rb), cesium (Cs), and francium (Fr)—are very active elements that readily form ions with a 1+ charge when they react with nonmetals. The members of Group 2A—beryllium (Be), magnesium (Mg), calcium (Ca), strontium (Sr), barium (Ba), and radium (Ra)—are called the **alkaline earth metals** (a **Group 2A metal**). They all form ions with a 2+ charge when they react with nonmetals. The **halogens** (a **Group 7A element**), the members of Group 7A—fluorine (F), chlorine (Cl), bromine (Br), iodine (I), and astatine (At)—all form diatomic molecules. Fluorine, chlorine, bromine, and iodine all react with metals to form salts containing ions with a 1− charge (F^- , Cl^- , Br^- , and I^-). The members of Group 8A—helium (He), neon (Ne), argon (Ar), krypton (Kr), xenon (Xe), and radon (Rn)—are known as the **noble gases** (a **Group 8A element**). They all exist under normal conditions as monatomic (single-atom) gases and have little chemical reactivity.

Samples of chlorine gas, liquid bromine, and solid iodine.



Photo © Cengage Learning. All rights reserved.

Chemical connections

Hassium Fits Right in


Hassium, element 108, does not exist in nature but must be made in a particle accelerator. It was first created in 1984 and can be made by shooting magnesium-26 ($^{26}_{12}\text{Mg}$) atoms at curium-248 ($^{248}_{96}\text{Cm}$) atoms. The collisions between these atoms produce some hassium-265 ($^{265}_{108}\text{Hs}$) atoms. The position of hassium in the periodic table (see Fig. 2.19) in the vertical column containing iron, ruthenium, and osmium suggests that hassium should have chemical properties similar to these metals. However, it is not easy to test this prediction—only a few atoms of hassium can be made at a given time and they last for only about 9 seconds. Imagine having to get your next lab experiment done in 9 seconds!

Amazingly, a team of chemists from the Lawrence Berkeley National Laboratory in California, the Paul Scherrer Institute and the University of Bern in Switzerland, and the Institute of Nuclear Chemistry in Germany have done experiments to characterize the chemical behavior of hassium. For example, they have observed that hassium atoms react with oxygen to form a hassium oxide compound of the type expected from its position on the periodic table. The team has also measured other properties of hassium, including the energy released as it undergoes nuclear decay to another atom.

This work would have surely pleased Dmitri Mendeleev (see Fig. 7.24), who originally developed the periodic table and showed its power to predict chemical properties.

Note from Fig. 2.19 that alternate sets of symbols are used to denote the groups. The symbols 1A through 8A are the traditional designations, whereas the numbers 1 to 18 have been suggested recently. In this text the 1A to 8A designations will be used.

The horizontal rows of elements in the periodic table are called **periods**. Horizontal row 1 is called the *first period* (it contains H and He); row 2 is called the *second period* (elements Li through Ne); and so on.

We will learn much more about the periodic table as we continue with our study of chemistry. Meanwhile, when an element is introduced in this text, you should always note its position on the periodic table. 

Chapter 2: Atoms, Molecules, and Ions: 2.8 Naming Simple Compounds
Book Title: AP* Edition Chemistry
Printed By: Mithra Marcus (mithra.marcus@lcps.org)
© 2014 Cengage Learning, Cengage Learning

2.8 Naming Simple Compounds

When chemistry was an infant science, there was no system for naming compounds. Names such as sugar of lead, blue vitrol, quicklime, Epsom salts, milk of magnesia, gypsum, and laughing gas were coined by early chemists. Such names are called *common names*. As chemistry grew, it became clear that using common names for compounds would lead to unacceptable chaos. Nearly 5 million chemical compounds are currently known. Memorizing common names for these compounds would be an impossible task.

The solution, of course, is to adopt a *system* for naming compounds in which the name tells something about the composition of the compound. After learning the system, a chemist given a formula should be able to name the compound or, given a name, should be able to construct the compound's formula. In this section we will specify the most important rules for naming compounds other than organic compounds (those based on chains of carbon atoms).


We will begin with the systems for naming inorganic **binary compounds (a two-element compound)**—compounds composed of two elements—which we classify into various types for easier recognition. We will consider both ionic and covalent compounds.

Chapter 2: Atoms, Molecules, and Ions Binary Ionic Compounds (Type I)
Book Title: AP* Edition Chemistry
Printed By: Mithra Marcus (mithra.marcus@lcps.org)
© 2014 Cengage Learning, Cengage Learning

Binary Ionic Compounds (Type I)

Binary ionic compounds (a two-element compound.) contain a positive ion (cation) always written first in the formula and a negative ion (anion). In naming these compounds, the following rules apply:

Naming Type I Binary Compounds

1. The cation is always named first and the anion second.
2. A monatomic (meaning “one-atom”) cation takes its name from the name of the element. For example, Na^+ is called sodium in the names of compounds containing this ion. 

3. A monatomic anion is named by taking the root of the element name and adding *-ide*. Thus the Cl^- ion is called chloride.

Some common monatomic cations and anions and their names are given in [Table 2.3](#).

Table 2.3

Common Monatomic Cations and Anions

Cation	Name	Anion	Name
H^+	Hydrogen	H^-	Hydride
Li^+	Lithium	F^-	Fluoride
Na^+	Sodium	Cl^-	Chloride
K^+	Potassium	Br^-	Bromide
Cs^+	Cesium	I^-	Iodide
Be^{2+}	Beryllium	O^{2-}	Oxide
Mg^{2+}	Magnesium	S^{2-}	Sulfide
Ca^{2+}	Calcium	N^{3-}	Nitride
Ba^{2+}	Barium	P^{3-}	Phosphide
Al^{3+}	Aluminum		

The rules for naming binary ionic compounds are illustrated by the following examples:




Compound	Ions Present	Name
NaCl	Na^+ , Cl^-	Sodium chloride
KI	K^+ , I^-	Potassium iodide
CaS	Ca^{2+} , S^{2-}	Calcium sulfide
Li_3N	Li^+ , N^{3-}	Lithium nitride
CsBr	Cs^+ , Br^-	Cesium bromide
MgO	Mg^{2+} , O^{2-}	

Compound	Ions Present	Name
		Magnesium oxide

Interactive Example 2.3

Naming Type I Binary Compounds

 Name each binary compound.

- a. CsF
- b. AlCl_3
- c. LiH

Solution

- a. CsF is cesium fluoride.
- b. AlCl_3 is aluminum chloride.
- c. LiH is lithium hydride.

Notice that, in each case, the cation is named first and then the anion is named.

See [Exercise 2.71](#)

Chapter 2: Atoms, Molecules, and Ions Formulas from Names
Book Title: AP* Edition Chemistry
Printed By: Mithra Marcus (mithra.marcus@lcps.org)
© 2014 Cengage Learning, Cengage Learning

Formulas from Names

So far we have started with the chemical formula of a compound and decided on its systematic name. The reverse process is also important. For example, given the name calcium chloride, we can write the formula as CaCl_2 because we know that calcium forms only Ca^{2+} ions and that, since chloride is Cl^- , two of these anions will be required to give a neutral compound.

Chapter 2: Atoms, Molecules, and Ions Binary Ionic Compounds (Type II)
Book Title: AP* Edition Chemistry
Printed By: Mithra Marcus (mithra.marcus@lcps.org)
© 2014 Cengage Learning, Cengage Learning

Binary Ionic Compounds (Type II)

In the binary ionic compounds considered earlier (Type I), the metal present forms only a single type of cation. That is, sodium forms only Na^+ , calcium forms only Ca^{2+} , and so on. However, as we will see in more detail later in the text, there are many metals that form more than one type of positive ion and thus form more than one type of ionic compound with a given anion. For example, the compound FeCl_2 contains Fe^{2+} ions, and the compound FeCl_3 contains Fe^{3+} ions. In a case such as this, the *charge on the metal ion must be specified*. The systematic names for these two iron compounds are iron(II) chloride and iron(III) chloride, respectively, where the *Roman numeral indicates the charge of the cation*.


Another system for naming these ionic compounds that is seen in the older literature was used for metals that form only two ions. *The ion with the higher charge has a name ending in -ic, and the one with the lower charge has a name ending in -ous.* In this system, for example, Fe^{3+} is called the ferric ion, and Fe^{2+} is called the ferrous ion. The names for FeCl_3 and FeCl_2 are then ferric chloride and ferrous chloride, respectively. In this text we will use the system that employs Roman numerals. Table 2.4 lists the systematic names for many common type II cations.

Table 2.4

Common Type II Cations

Ion	Systematic Name
Fe^{3+}	Iron(III)
Fe^{2+}	Iron(II)
Cu^{2+}	Copper(II)
Cu^{+}	Copper(I)
Co^{3+}	Cobalt(III)
Co^{2+}	Cobalt(II)
Sn^{4+}	Tin(IV)
Sn^{2+}	Tin(II)
Pb^{4+}	Lead(IV)
Pb^{2+}	Lead(II)
Hg^{2+}	Mercury(II)
Hg_2^{2+} *	Mercury(I)
Ag^{+}	Silver *
Zn^{2+}	Zinc *
Cd^{2+}	Cadmium *

Interactive Example 2.4**Formulas from Names for Type I Binary Compounds**

 Given the following systematic names, write the formula for each compound:

- a. potassium iodide


- b. calcium oxide
- c. gallium bromide

Solution



Name	Formula	Comments
a. potassium iodide	KI	Contains K^+ and I^-
b. calcium oxide	CaO	Contains Ca^{2+} and O^{2-}
c. gallium bromide	GaBr ₃	Contains Ga^{3+} and Br^- . Must have 3 Br^- to balance charge of Ga^{3+}

See [Exercise 2.71](#)

Interactive Example 2.5**Naming Type II Binary Compounds**

-  Give the systematic name for each of the following compounds:
 - CuCl
 - HgO
 - Fe₂O₃
- Given the following systematic names, write the formula for each compound:
 - Manganese(IV) oxide
 - Lead(II) chloride

Solution

All of these compounds include a metal that can form more than one type of cation. Thus we must first determine the charge on each cation. This can be done by recognizing that a compound must be electrically neutral; that is, the positive and negative charges must exactly balance.  

Mercury(II) oxide.



Photo © Cengage Learning. All rights reserved.

Photo © Cengage Learning. All rights reserved.


1.

Formula	Name	Comments
a. CuCl	Copper(I) chloride	Because the anion is Cl^- , the cation must be Cu^+ (for charge balance), which requires a Roman numeral I.
b. HgO	Mercury (II) oxide	Because the anion is O^{2-} , the cation must be Hg^{2+} [mercury (II)].
c. Fe_2O_3	Iron(III) oxide	The three O^{2-} ions carry a total charge of $6-$, so two Fe^{3+} ions [iron(III)] are needed to give a $6+$ charge.

2.

Name	Formula	Comments
a. Manganese (IV) oxide	MnO_2	Two O^{2-} ions (total charge $4-$) are required by the Mn^{4+} ion [manganese(IV)].
b. Lead(II) chloride	PbCl_2	Two Cl^- ions are required by the Pb^{2+} ion [lead(II)] for charge balance.

See [Exercise 2.72](#)

Note that the use of a Roman numeral in a systematic name is required only in cases where more than one ionic compound forms between a given pair of elements. This case most commonly occurs for compounds containing transition metals, which often form more than one cation. Elements that form only one cation do not need to be identified by a Roman numeral. Common metals that do not require Roman numerals are the Group 1A elements, which form only $1+$ ions; the Group 2A elements, which form only $2+$ ions; and aluminum, which forms only Al^{3+} . The element silver deserves special mention at this point. In virtually all its compounds, silver is found as the Ag^+ ion. Therefore, although silver is a transition metal (and can potentially form ions other than Ag^+), silver compounds are usually named without a Roman numeral. Thus AgCl is typically called silver chloride rather than silver(I) chloride, although the latter name is technically correct. Also, a Roman numeral is not used for zinc compounds, since zinc forms only the Zn^{2+} ion. 

As shown in [Example 2.5](#), when a metal ion is present that forms more than one type of cation, the charge on the metal ion must be determined by balancing the positive and negative charges of the compound. To do this you must be able to recognize the common cations and anions and know their charges (see [Tables 2.3](#) and [2.5](#)). The procedure for naming binary ionic compounds is summarized in [Fig. 2.20](#).

Table 2.5

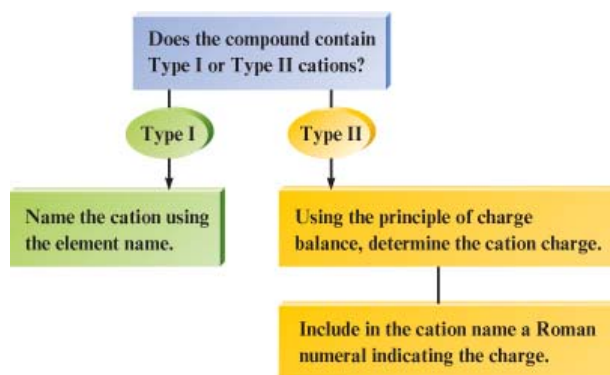
Common Polyatomic Ions

Ion	Name
Hg_2^{2+}	Mercury(I)
NH_4^+	Ammonium
NO_2^-	Nitrite
NO_3^-	Nitrate
SO_3^{2-}	Sulfite
SO_4^{2-}	Sulfate
HSO_4^-	Hydrogen sulfate (bisulfate is a widely used common name)
OH^-	Hydroxide
CN^-	Cyanide
PO_4^{3-}	Phosphate
HPO_4^{2-}	Hydrogen phosphate
H_2PO_4^-	Dihydrogen phosphate
NCS^- or SCN^-	Thiocyanate
CO_3^{2-}	Carbonate

Ion	Name
HCO_3^-	Hydrogen carbonate (bicarbonate is a widely used common name)
ClO^- or OCl^-	Hypochlorite
ClO_2^-	Chlorite
ClO_3^-	Chlorate
ClO_4^-	Perchlorate
$\text{C}_2\text{H}_3\text{O}_2^-$	Acetate
MnO_4^-	Permanganate
$\text{Cr}_2\text{O}_7^{2-}$	Dichromate
CrO_4^{2-}	Chromate
O_2^{2-}	Peroxide
$\text{C}_2\text{O}_4^{2-}$	Oxalate
$\text{S}_2\text{O}_3^{2-}$	Thiosulfate

Figure 2.20

Flowchart for naming binary ionic compounds.




Critical Thinking

We can use the periodic table to tell us something about the stable ions formed by many atoms. For example, the atoms in column 1 always form $1+$ ions. The transition metals, however, can form more than one type of stable ion. What if each transition metal ion had only one possible charge? How would the naming of compounds be different?

Interactive Example 2.6

Naming Binary Compounds

1.  Give the systematic name for each of the following compounds:
 - a. CoBr_2
 - b. CaCl_2
 - c. Al_2O_3
2. Given the following systematic names, write the formula for each compound:
 - a. Chromium(III) chloride
 - b. Gallium iodide

Various chromium compounds dissolved in water. From left to right: CrCl_2 , $\text{K}_2\text{Cr}_2\text{O}_7$, $\text{Cr}(\text{NO}_3)_3$, CrCl_3 , K_2CrO_4 .



Richard Megna/Fundamental Photographs © Cengage Learning

Solution

1.

Formula	Name	Comments
a. CoBr_2	Cobalt(II) bromide	Cobalt is a transition metal; the compound name must have a Roman numeral. The two Br^- ions must be balanced by a Co^{2+} ion.
b. CaCl_2	Calcium chloride	Calcium, an alkaline earth metal, forms only the Ca^{2+} ion. A Roman numeral is not necessary.

Formula	Name	Comments
c. Al_2O_3	Aluminum oxide	Aluminum forms only the Al^{3+} ion. A Roman numeral is not necessary.
2.		
Name	Formula	Comments
a. Chromium(III) chloride	CrCl_3	Chromium(III) indicates that Cr^{3+} is present, so 3 Cl^- ions are needed for charge balance.
b. Gallium iodide	GaI_3	Gallium always forms $3+$ ions, so 3 I^- ions are required for charge balance.

See [Exercises 2.73](#) and [2.74](#)

The common Type I and Type II ions are summarized in [Fig. 2.21](#). Also shown in [Fig. 2.21](#) are the common monatomic ions.

Figure 2.21

The Common Cations and Anions.


1A	2A									3A	4A	5A	6A	7A	8A
Li^+												N^{3-}	O^{2-}	F^-	
Na^+	Mg^{2+}				Cr^{2+} Cr^{3+}	Mn^{2+} Mn^{3+}	Fe^{2+} Fe^{3+}	Co^{2+} Co^{3+}	Cu^+ Cu^{2+}	Zn^{2+}	Al^{3+}		S^{2-}	Cl^-	
K^+	Ca^{2+}										Ga^{3+}			Br^-	
Rb^+	Sr^{2+}								Ag^+	Cd^{2+}	Sn^{2+} Sn^{4+}			I^-	
Cs^+	Ba^{2+}									Hg_2^{2+} Hg^{2+}	Pb^{2+} Pb^{4+}				

Common Type I cations
 Common Type II cations
 Common monatomic anions

Chapter 2: Atoms, Molecules, and Ions Ionic Compounds with Polyatomic Ions
 Book Title: AP* Edition Chemistry
 Printed By: Mithra Marcus (mithra.marcus@lcps.org)
 © 2014 Cengage Learning, Cengage Learning

Ionic Compounds with Polyatomic Ions


We have not yet considered ionic compounds that contain polyatomic ions. For example, the compound ammonium nitrate, NH_4NO_3 , contains the polyatomic ions NH_4^+ and

NO_3^- . Polyatomic ions are assigned special names that *must be memorized* to name the compounds containing them. The most important polyatomic ions and their names are listed in Table 2.5. 

Note in Table 2.5 that several series of anions contain an atom of a given element and different numbers of oxygen atoms. These anions are called **oxyanions**. When there are two members in such a series, the name of the one with the smaller number of oxygen atoms ends in *-ite* and the name of the one with the larger number ends in *-ate*—for example, sulfite (SO_3^{2-}) and sulfate (SO_4^{2-}). When more than two oxyanions make up a series, *hypo-* (less than) and *per-* (more than) are used as prefixes to name the members of the series with the fewest and the most oxygen atoms, respectively. The best example involves the oxyanions containing chlorine, as shown in Table 2.5.

Interactive Example 2.7

Naming Compounds Containing Polyatomic Ions

1.  Give the systematic name for each of the following compounds:

- Na_2SO_4
- KH_2PO_4
- $\text{Fe}(\text{NO}_3)_3$
- $\text{Mn}(\text{OH})_2$
- Na_2SO_3
- Na_2CO_3

2. Given the following systematic names, write the formula for each compound:

- Sodium hydrogen carbonate
- Cesium perchlorate
- Sodium hypochlorite
- Sodium selenate
- Potassium bromate

Solution

1.

Formula	Name	Comments
a. Na_2SO_4	Sodium sulfate	
b. KH_2PO_4	Potassium dihydrogen phosphate	
c. $\text{Fe}(\text{NO}_3)_3$	Iron(III) nitrate	Transition metal—name must

Formula	Name	Comments
		contain a Roman numeral. The Fe^{3+} ion balances three NO_3^- ions.
d. $\text{Mn}(\text{OH})_2$	Manganese(II) hydroxide	Transition metal—name must contain a Roman numeral. The Mn^{2+} ion balances three OH^- ions.
e. Na_2SO_3	Sodium sulfite	
f. Na_2CO_3	Sodium carbonate	

2.

Name	Formula	Comments
a. Sodium hydrogen carbonate	NaHCO_3	Often called sodium bicarbonate.
b. Cesium perchlorate	CsClO_4	
c. Sodium hypochlorite	NaOCl	
d. Sodium selenate	Na_2SeO_4	Atoms in the same group, like sulfur and selenium, often form similar ions that are named similarly. Thus SeO_4^{2-} is selenate, like SO_4^{2-} (sulfate).
e. Potassium bromate	KBrO_3	As above, BrO_3^- is bromate, like ClO_3^- (chlorate).

See [Exercises 2.75](#) and [2.76](#)

Binary Covalent Compounds (Type III)

Binary covalent compounds (a [two-element compound](#).) are formed between *two nonmetals*. Although these compounds do not contain ions, they are named very similarly to binary ionic compounds. 

Naming Binary Covalent Compounds

1. The first element in the formula is named first, using the full element name.
2. The second element is named as if it were an anion.
3. Prefixes are used to denote the numbers of atoms present. These prefixes are given in [Table 2.6](#).

Table 2.6

Prefixes Used to Indicate Number in Chemical Names

Prefix	Number Indicated
<i>mono-</i>	1
<i>di-</i>	2
<i>tri-</i>	3
<i>tetra-</i>	4
<i>penta-</i>	5
<i>hexa-</i>	6
<i>hepta-</i>	7
<i>octa-</i>	8
<i>nona-</i>	9
<i>deca-</i>	10

4. The prefix *mono-* is never used for naming the first element. For example, CO is called carbon monoxide, *not* monocarbon monoxide.

To see how these rules apply, we will now consider the names of the several covalent compounds formed by nitrogen and oxygen:

Compound	Systematic Name	Common Name
<hr/>		


Compound	Systematic Name	Common Name
N_2O	Dinitrogen monoxide	Nitrous oxide
NO	Nitrogen monoxide	Nitric oxide
NO_2	Nitrogen dioxide	
N_2O_3	Dinitrogen trioxide	
N_2O_4	Dinitrogen tetroxide	
N_2O_5	Dinitrogen pentoxide	

Notice from the preceding examples that to avoid awkward pronunciations, we often drop the final *o* or *a* of the prefix when the element begins with a vowel. For example, N_2O_4 is called dinitrogen tetroxide, *not* dinitrogen tetraoxide, and CO is called carbon monoxide, *not* carbon monooxide.

Some compounds are always referred to by their common names. Three examples are water, ammonia, and hydrogen peroxide. The systematic names for H_2O , NH_3 , and H_2O_2 are never used.

Interactive Example 2.8

Naming Type III Binary Compounds

-  Name each of the following compounds:
 - PCl_5
 - PCl_3
 - SO_2
- From the following systematic names, write the formula for each compound:
 - Sulfur hexafluoride
 - Sulfur trioxide
 - Carbon dioxide

Solution

1.

Formula	Name
_____	_____

Formula	Name
a. PCl_5	Phosphorus pentachloride
b. PCl_3	Phosphorus trichloride
c. SO_2	Sulfur dioxide

2.

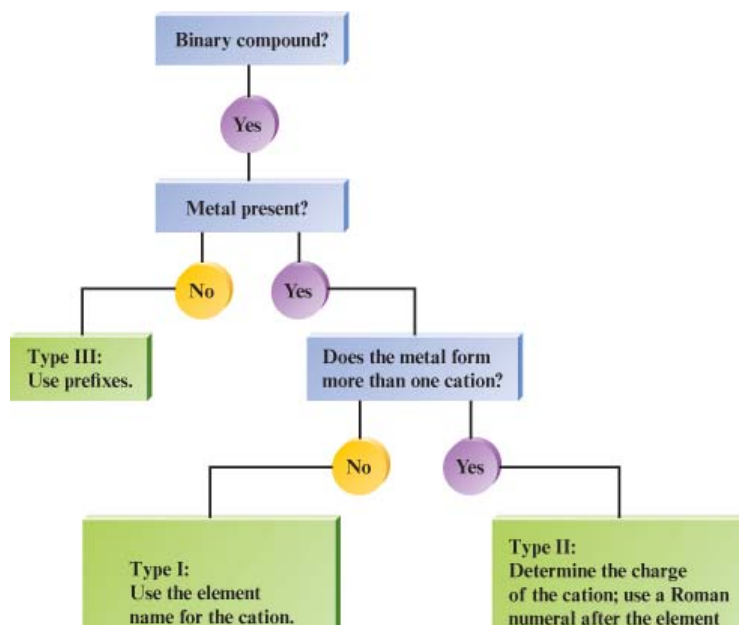
Name	Formula
a. Sulfur hexafluoride	SF_6
b. Sulfur trioxide	SO_3
c. Carbondioxide	CO_2

See [Exercises 2.77](#) and [2.78](#)

The rules for naming binary compounds are summarized in [Fig. 2.22](#). Prefixes to indicate the number of atoms are used only in Type III binary compounds (those containing two nonmetals). An overall strategy for naming compounds is given in [Fig. 2.23](#).

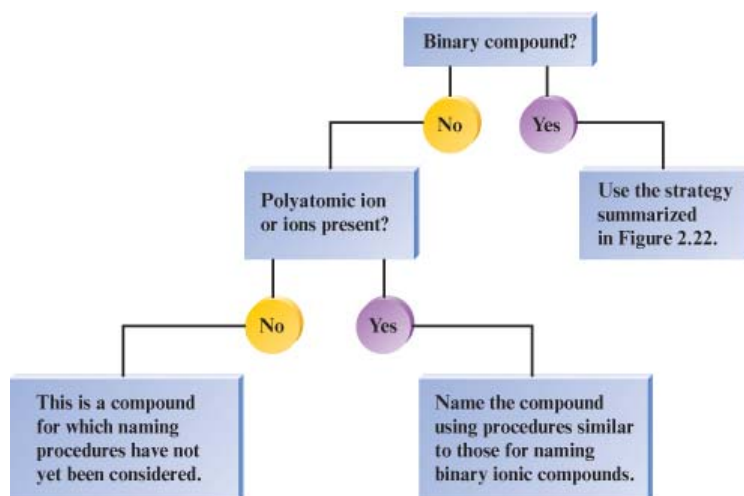
Figure 2.22

A flowchart for naming binary compounds.



**Figure 2.23**

Overall strategy for naming chemical compounds.



Interactive Example 2.9

Naming Various Types of Compounds

- Give the systematic name for each of the following compounds:

 - P_4O_{10}
 - Nb_2O_5
 - Li_2O_2
 - $Ti(NO_3)_4$
- Given the following systematic names, write the formula for each compound:

 - Vanadium(V) fluoride
 - Dioxygen difluoride
 - Rubidium peroxide
 - Gallium oxide

Solution

1.

Compound	Name	Comments
a. P_4O_{10}	Tetraphosphorus decaoxide	Binary covalent compound (Type III), so prefixes are used.

Compound	Name	Comments
		The <i>a</i> in <i>deca-</i> is sometimes dropped.
b. Nb_2O_5	Niobium(V) oxide	Type II binary compound containing Nb^{5+} and O^{2-} ions. Niobium is a transition metal and requires a Roman numeral.
c. Li_2O_2	Lithium peroxide	Type I binary compound containing the Li^+ and O_2^{2-} (peroxide) ions.
d. $\text{Ti}(\text{NO}_3)_4$	Titanium(IV) nitrate	Not a binary compound. Contains the Ti^{4+} and NO_3^- ions. Titanium is a transition metal and requires a Roman numeral.


2.

Name	Chemical Formula	Comments
a. Vanadium (V) fluoride	VF_5	The compound contains V^{5+} ions and requires five F^- ions for charge balance.
b. Dioxygen difluoride	O_2F_2	The prefix <i>di-</i> indicates two of each atom.
c. Rubidium peroxide	Rb_2O_2	Because rubidium is in Group 1A, it forms only $1+$ ions. Thus two Rb^+ ions are needed to balance the $2-$ charge on the peroxide ion (O_2^{2-}).
d. Gallium oxide	Ga_2O_3	Because gallium is in Group 3A, like aluminum, it forms only $3+$ ions. Two Ga^{3+} ions are required to balance the charge on three O^{2-} ions.

Name	Chemical Formula	Comments
See Exercises 2.79 , 2.83 , and 2.84		

Chapter 2: Atoms, Molecules, and Ions Acids
 Book Title: AP* Edition Chemistry
 Printed By: Mithra Marcus (mithra.marcus@lcp.s.org)
 © 2014 Cengage Learning, Cengage Learning

Acids

When dissolved in water, certain molecules produce a solution containing free H^+ ions (protons). These substances, [acids \(a substance that produces hydrogen ions in solution; a proton donor.\)](#), will be discussed in detail in [Chapters 4, 14](#), and [15](#). Here we will simply present the rules for naming acids. 

An acid is a molecule in which one or more H^+ ions are attached to an anion. The rules for naming acids depend on whether the anion contains oxygen. If the name of the *anion ends in -ide*, the acid is named with the prefix *hydro-* and the suffix *-ic*. For example, when gaseous HCl is dissolved in water, it forms hydrochloric acid.

Similarly, HCN and H_2S dissolved in water are called hydrocyanic and hydrosulfuric acids, respectively.

When the *anion contains oxygen*, the acidic name is formed from the root name of the anion with a suffix of *-ic* or *-ous*, depending on the name of the anion.

1. If the anion name ends in *-ate*, the suffix *-ic* is added to the root name. For example, H_2SO_4 contains the sulfate anion (SO_4^{2-}) and is called sulfuric acid; H_3PO_4 contains the phosphate anion (PO_4^{3-}) and is called phosphoric acid; and $\text{HC}_2\text{H}_3\text{O}_2$ contains the acetate ion ($\text{C}_2\text{H}_3\text{O}_2^-$) and is called acetic acid.
2. If the anion has an *-ite* ending, the *-ite* is replaced by *-ous*. For example, H_2SO_3 , which contains sulfite (SO_3^{2-}), is named sulfurous acid; and HNO_2 , which contains nitrite (NO_2^-), is named nitrous acid.

The application of these rules can be seen in the names of the acids of the oxyanions of chlorine:

Acid	Anion	Name
HClO_4	Perchlorate	Perchloric acid
HClO_3	Chlorate	Chloric acid
HClO_2	Chlorite	Chlorous acid
HClO	Hypochlorite	Hypochlorous acid

The names of the most important acids are given in [Tables 2.7](#) and [2.8](#). An overall strategy for naming acids is shown in [Fig. 2.24](#).

Table 2.7

Names of Acids ☼ That Do Not Contain Oxygen

Acid	Name
HF	Hydrofluoric acid
HCl	Hydrochloric acid
HBr	Hydrobromic acid
HI	Hydroiodic acid
HCN	Hydrocyanic acid
H ₂ S	Hydrosulfuric acid

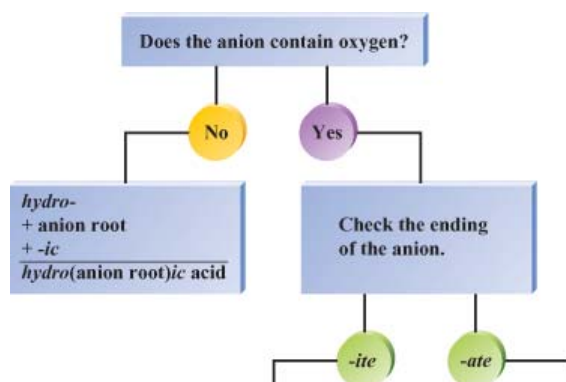
Table 2.8


Names of Some Oxygen-Containing Acids

Acid	Name
HNO ₃	Nitric acid
HNO ₂	Nitrous acid
H ₂ SO ₄	Sulfuric acid
H ₂ SO ₃	Sulfurous acid
H ₃ PO ₄	Phosphoric acid
HC ₂ H ₃ O ₂	Acetic acid

Figure 2.24

A flowchart for naming acids. An acid is best considered as one or more H⁺ ions attached to an anion.





Critical Thinking

In this chapter, you have learned a systematic way to name chemical compounds. What if all compounds had only common names? What problems would this cause?

Chapter 2: Atoms, Molecules, and Ions For Review
Book Title: AP* Edition Chemistry
Printed By: Mithra Marcus (mithra.marcus@lcps.org)
© 2014 Cengage Learning, Cengage Learning

For Review

Key Terms

Section 2.2

law of conservation of mass (mass is neither created nor destroyed.)

law of definite proportion (a given compound always contains exactly the same proportion of elements by mass.)

law of multiple proportions (a law stating that when two elements form a series of compounds, the ratios of the masses of the second element that combine with one gram of the first element can always be reduced to small whole numbers.)

Section 2.3

atomic masses ()

atomic weights (the weighted average mass of the atoms in a naturally occurring element.)

Avogadro's hypothesis ()

Section 2.4

cathode-ray tubes (the “rays” emanating from the negative electrode (cathode) in a partially evacuated tube; a stream of electrons.)

electrons (a negatively charged particle that moves around the nucleus of an atom.)

radioactivity (the spontaneous decomposition of a nucleus to form a different nucleus.)

nuclear atom (an atom having a dense center of positive charge (the nucleus) with electrons moving around the outside.)

nucleus (the small, dense center of positive charge in an atom.)

Section 2.5

proton (a positively charged particle in an atomic nucleus.)

neutron (a particle in the atomic nucleus with mass virtually equal to the proton's but with no charge.)

isotopes (atoms of the same element (the same number of protons) with different numbers of neutrons. They have identical atomic numbers but different mass numbers.)

atomic number (the number of protons in the nucleus of an atom.)

mass number (the total number of protons and neutrons in the atomic nucleus of an atom.)

Section 2.6

chemical bond (the force or, more accurately, the energy that holds two atoms together in a compound.)

covalent bond (a type of bonding in which electrons are shared by atoms.)

molecule (a bonded collection of two or more atoms of the same or different elements.)

chemical formula (the representation of a molecule in which the symbols for the elements are used to indicate the types of atoms present and subscripts are used to show the relative numbers of atoms.)

structural formula (the representation of a molecule in which the relative positions of the atoms are shown and the bonds are indicated by lines.)

space-filling model (a model of a molecule showing the relative sizes of the atoms and their relative orientations.)

ball-and-stick model (a molecular model that distorts the sizes of atoms but shows bond relationships clearly.)

ion (an atom or a group of atoms that has a net positive or negative charge.)

cation (a positive ion.)

anion (a negative ion.)

ionic bond (the electrostatic attraction between oppositely charged ions.)

ionic solid (a solid containing cations and anions that dissolves in water to give a solution containing the separated ions, which are mobile and thus free to conduct an electric current.)

polyatomic ion (an ion containing a number of atoms.)

Section 2.7

periodic table (a chart showing all the elements arranged in columns with similar chemical properties.)

metal (an element that gives up electrons relatively easily and is lustrous, malleable, and a good conductor of heat and electricity.)

nonmetal (an element not exhibiting metallic characteristics. Chemically, a typical nonmetal accepts electrons from a metal.)

group (family) ()

alkali metals (a Group 1A metal.)

alkaline earth metals (a Group 2A metal.)

halogens (a Group 7A element.)

noble gases (a Group 8A element.)

period ()

Section 2.8

[binary compounds \(a two-element compound.\)](#)

[binary ionic compounds \(a two-element compound.\)](#)

[oxyanions \(\)](#)

[binary covalent compounds \(a two-element compound.\)](#)

[acid \(a substance that produces hydrogen ions in solution; a proton donor.\)](#)

Chapter 2: Atoms, Molecules, and Ions Summary
Book Title: AP* Edition Chemistry
Printed By: Mithra Marcus (mithra.marcus@lcps.org)
© 2014 Cengage Learning, Cengage Learning

For Review

Summary

Fundamental Laws

- Conservation of mass
- Definite proportion
- Multiple proportions

Dalton's Atomic Theory

- All elements are composed of atoms.
- All atoms of a given element are identical.
- Chemical compounds are formed when atoms combine.
- Atoms are not changed in chemical reactions, but the way they are bound together changes.

Early Atomic Experiments and Models

- Thomson model
- Millikan experiment
- Rutherford experiment
- Nuclear model

Atomic Structure

- Small, dense nucleus contains protons and neutrons.
 - Protons—positive charge
 - Neutrons—no charge
- Electrons reside outside the nucleus in the relatively large remaining atomic volume.
 - Electrons—negative charge, small mass (1/1840 of proton)
- Isotopes have the same atomic number but different mass numbers.

Atoms Combine to Form Molecules by Sharing Electrons to Form Covalent Bonds.

- Molecules are described by chemical formulas.

- Chemical formulas show number and type of atoms.
 - Structural formula
 - Ball-and-stick model
 - Space-filling model

Formation of Ions

- Cation—formed by loss of an electron, positive charge
- Anion—formed by gain of an electron, negative charge
- Ionic bonds—formed by interaction of cations and anions

The Periodic Table Organizes Elements in Order of Increasing Atomic Number.

- Elements with similar properties are in columns, or groups.
- Metals are in the majority and tend to form cations.
- Nonmetals tend to form anions.

Compounds are Named Using a System of Rules Depending on the Type of Compound.

- Binary compounds
 - Type I—contain a metal that always forms the same cation
 - Type II—contain a metal that can form more than one cation
 - Type III—contain two nonmetals
- Compounds containing a polyatomic ion

Chapter 2: Atoms, Molecules, and Ions Review Questions
Book Title: AP* Edition Chemistry
Printed By: Mithra Marcus (mithra.marcus@lcps.org)
© 2014 Cengage Learning, Cengage Learning

For Review

Review Questions

Answers to the Review Questions can be found on the [Student website](#).

1. Use Dalton's atomic theory to account for each of the following.
 - a. the law of conservation of mass
 - b. the law of definite proportion
 - c. the law of multiple proportions
2. What evidence led to the conclusion that cathode rays had a negative charge?
3. What discoveries were made by J. J. Thomson, Henri Becquerel, and Lord Rutherford? How did Dalton's model of the atom have to be modified to account for these discoveries?

4. Consider Ernest Rutherford's α -particle bombardment experiment illustrated in [Fig. 2.12](#). How did the results of this experiment lead Rutherford away from the plum pudding model of the atom to propose the nuclear model of the atom?
5. Do the proton and the neutron have exactly the same mass? How do the masses of the proton and neutron compare to the mass of the electron? Which particles make the greatest contribution to the mass of an atom? Which particles make the greatest contribution to the chemical properties of an atom?
6. What is the distinction between atomic number and mass number? Between mass number and atomic mass?
7. Distinguish between the terms *family* and *period* in connection with the periodic table. For which of these terms is the term *group* also used?
8. The compounds AlCl_3 , CrCl_3 , and ICl_3 have similar formulas, yet each follows a different set of rules to name it. Name these compounds, and then compare and contrast the nomenclature rules used in each case.
9. When metals react with nonmetals, an ionic compound generally results. What is the predicted general formula for the compound formed between an alkali metal and sulfur? Between an alkaline earth metal and nitrogen? Between aluminum and a halogen?
10. How would you name HBrO_4 , KIO_3 , NaBrO_2 , and HIO ? Refer to [Table 2.5](#) and the acid nomenclature discussion in the text.

Chapter 2: Atoms, Molecules, and Ions Active Learning Questions
Book Title: AP* Edition Chemistry
Printed By: Mithra Marcus (mithra.marcus@lcps.org)
© 2014 Cengage Learning, Cengage Learning

For Review

Active Learning Questions

These questions are designed to be used by groups of students in class.

1. Which of the following is true about an individual atom? Explain.
 - a. An individual atom should be considered to be a solid.
 - b. An individual atom should be considered to be a liquid.
 - c. An individual atom should be considered to be a gas.
 - d. The state of the atom depends on which element it is.
 - e. An individual atom cannot be considered to be a solid, liquid, or gas.Justify your choice, and for choices you did not pick, explain what is wrong with them.

2. How would you go about finding the number of “chalk molecules” it takes to write your name on the board? Provide an explanation of all you would need to do and a sample calculation.
3. These questions concern the work of J. J. Thomson.
 - a. From Thomson’s work, which particles do you think he would feel are most important for the formation of compounds (chemical changes) and why?
 - b. Of the remaining two subatomic particles, which do you place second in importance for forming compounds and why?
 - c. Propose three models that explain Thomson’s findings and evaluate them. To be complete you should include Thomson’s findings.
4. Heat is applied to an ice cube in a closed container until only steam is present. Draw a representation of this process, assuming you can see it at an extremely high level of magnification. What happens to the size of the molecules? What happens to the total mass of the sample?
5. You have a chemical in a sealed glass container filled with air. The setup is sitting on a balance as shown below. The chemical is ignited by means of a magnifying glass focusing sunlight on the reactant. After the chemical has completely burned, which of the following is true? Explain your answer.



- a. The balance will read less than 250.0 g .
 - b. The balance will read 250.0 g .
 - c. The balance will read greater than 250.0 g .
 - d. Cannot be determined without knowing the identity of the chemical.
6. The formula of water is H_2O . Which of the following is indicated by this formula? Explain your answer.
 - a. The mass of hydrogen is twice that of oxygen in each molecule.
 - b. There are two hydrogen atoms and one oxygen atom per water molecule.
 - c. The mass of oxygen is twice that of hydrogen in each molecule.
 - d. There are two oxygen atoms and one hydrogen atom per water molecule.
7. You may have noticed that when water boils, you can see bubbles that rise to the surface of the water. Which of the following is inside these bubbles? Explain.
 - a. air

- b. hydrogen and oxygen gas
 - c. oxygen gas
 - d. water vapor
 - e. carbon dioxide gas
8. One of the best indications of a useful theory is that it raises more questions for further experimentation than it originally answered. Does this apply to Dalton's atomic theory? Give examples.
9. Dalton assumed that all atoms of the same element were identical in all their properties. Explain why this assumption is not valid.
10. Evaluate each of the following as an acceptable name for water:
- a. dihydrogen oxide
 - b. hydroxide hydride
 - c. hydrogen hydroxide
 - d. oxygen dihydride
11. Why do we call $\text{Ba}(\text{NO}_3)_2$ barium nitrate, but we call $\text{Fe}(\text{NO}_3)_2$ iron(II) nitrate?
12. Why is calcium dichloride not the correct systematic name for CaCl_2 ?
13. The common name for NH_3 is ammonia. What would be the systematic name for NH_3 ? Support your answer.
14. Which (if any) of the following can be determined by knowing the number of protons in a neutral element? Explain your answer.
- a. the number of neutrons in the neutral element
 - b. the number of electrons in the neutral element
 - c. the name of the element
15. Which of the following explain how an ion is formed? Explain your answer.
- a. adding or subtracting protons to/from an atom
 - b. adding or subtracting neutrons to/from an atom
 - c. adding or subtracting electrons to/from an atom

Chapter 2: Atoms, Molecules, and Ions Questions
Book Title: AP* Edition Chemistry
Printed By: Mithra Marcus (mithra.marcus@lcp.org)
© 2014 Cengage Learning, Cengage Learning

For Review

Questions

Questions with answers below also have full solutions in the Student Solutions Guide, as found on PowerLecture.


16. What refinements had to be made in Dalton's atomic theory to account for Gay-Lussac's results on the combining volumes of gases?
17. When hydrogen is burned in oxygen to form water, the composition of water formed does not depend on the amount of oxygen reacted. Interpret this in terms of the law of definite proportion.
18. The two most reactive families of elements are the halogens and the alkali metals. How do they differ in their reactivities?
19. Explain the law of conservation of mass, the law of definite proportion, and the law of multiple proportions.
20. [Section 2.3](#) describes the postulates of Dalton's atomic theory. With some modifications, these postulates hold up very well regarding how we view elements, compounds, and chemical reactions today. Answer the following questions concerning Dalton's atomic theory and the modifications made today.
 - a. The atom can be broken down into smaller parts. What are the smaller parts?
 - b. How are atoms of hydrogen identical to each other, and how can they be different from each other?
 - c. How are atoms of hydrogen different from atoms of helium? How can H atoms be similar to He atoms?
 - d. How is water different from hydrogen peroxide (H_2O_2) even though both compounds are composed of only hydrogen and oxygen?
 - e. What happens in a chemical reaction, and why is mass conserved in a chemical reaction?
21. The contributions of J. J. Thomson and Ernest Rutherford led the way to today's understanding of the structure of the atom. What were their contributions?
22. What is the modern view of the structure of the atom?
23. The number of protons in an atom determines the identity of the atom. What does the number and arrangement of the electrons in an atom determine? What does the number of neutrons in an atom determine?
24. If the volume of a proton were similar to the volume of an electron, how will the densities of these two particles compare to each other?
25. For lighter, stable isotopes, the ratio of the mass number to the atomic number is close to a certain value. What is the value? What happens to the value of the mass number to atomic number ratio as stable isotopes become heavier?
26. List some characteristic properties that distinguish the metallic elements from the nonmetallic elements.
27. Consider the elements of Group 4A (the "carbon family"): C, Si, Ge, Sn, and Pb. What is the trend in metallic character as one goes down this group?

What is the trend in metallic character going from left to right across a period in the periodic table?

28. Distinguish between the following terms.

- a. molecule versus ion
- b. covalent bonding versus ionic bonding
- c. molecule versus compound
- d. anion versus cation

29. Label the type of bonding for each of the following.



30. The vitamin niacin (nicotinic acid, $\text{C}_6\text{H}_5\text{NO}_2$) can be isolated from a variety of natural sources such as liver, yeast, milk, and whole grain. It also can be synthesized from commercially available materials. From a nutritional point of view, which source of nicotinic acid is best for use in a multivitamin tablet? Why?

31. Which of the following statements is(are) *true*? For the false statements, correct them.

- a. Most of the known elements are metals.
- b. Element 118 should be a nonmetal.
- c. Hydrogen has mostly metallic properties.
- d. A family of elements is also known as a period of elements.
- e. When an alkaline earth metal, A, reacts with a halogen, X, the formula of the covalent compound formed should be A_2X .

32. Each of the following compounds has three possible names listed for it. For each compound, what is the correct name and why aren't the other names used?

- a. N_2O : nitrogen oxide, nitrogen(I) oxide, dinitrogen monoxide
- b. Cu_2O : copper oxide, copper(I) oxide, dicopper monoxide
- c. Li_2O : lithium oxide, lithium(I) oxide, dilithium monoxide

For Review

Exercises: Development of the Atomic Theory

In this section similar exercises are paired.

33. When mixtures of gaseous H_2 and gaseous Cl_2 react, a product forms that has the same properties regardless of the relative amounts of H_2 and Cl_2 used.
- How is this result interpreted in terms of the law of definite proportion?
 - When a volume of H_2 reacts with an equal volume of Cl_2 at the same temperature and pressure, what volume of product having the formula HCl is formed?

34. Observations of the reaction between nitrogen gas and hydrogen gas show us that 1 volume of nitrogen reacts with 3 volumes of hydrogen to make 2 volumes of gaseous product, as shown below:



Determine the formula of the product and justify your answer.

35. A sample of chloroform is found to contain 12.0 g of carbon, 106.4 g of chlorine, and 1.01 g of hydrogen. If a second sample of chloroform is found to contain 30.0 g of carbon, what is the total mass of chloroform in the second sample?
36. A sample of H_2SO_4 contains 2.02 g of hydrogen, 32.07 g of sulfur, and 64.00 g of oxygen. How many grams of sulfur and grams of oxygen are present in a second sample of H_2SO_4 containing 7.27 g of hydrogen?
37. Hydrazine, ammonia, and hydrogen azide all contain only nitrogen and hydrogen. The mass of hydrogen that combines with 1.00 g of nitrogen for each compound is $1.44 \times 10^{-1} \text{ g}$, $2.16 \times 10^{-1} \text{ g}$, and $2.40 \times 10^{-2} \text{ g}$, respectively. Show how these data illustrate the law of multiple proportions.
38. Consider 100.0-g samples of two different compounds consisting only of carbon and oxygen. One compound contains 27.2 g of carbon and the other has 42.9 g of carbon. How can these data support the law of multiple proportions if 42.9 is not a multiple of 27.2? Show that these data support the law of multiple proportions.
39. The three most stable oxides of carbon are carbon monoxide (CO), carbon dioxide (CO_2), and carbon suboxide (C_3O_2). The molecules can be represented as

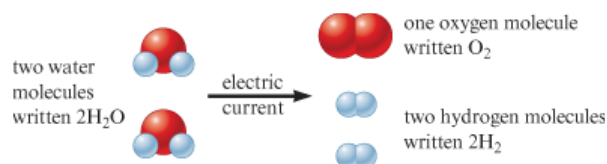


Explain how these molecules illustrate the law of multiple proportions.

40. Two elements, R and Q, combine to form two binary compounds. In the first compound, 14.0 g of R combines with 3.00 g of Q. In the second compound, 7.00 g of R combines with 4.50 g of Q. Show that these data are in accord with

the law of multiple proportions. If the formula of the second compound is RQ , what is the formula of the first compound?

41. In Section 1.1 of the text, the concept of a chemical reaction was introduced with the example of the decomposition of water, represented as follows:



Use ideas from Dalton's atomic theory to explain how the above representation illustrates the law of conservation of mass.

42. In a combustion reaction, 46.0 g of ethanol reacts with 96.0 g of oxygen to produce water and carbon dioxide. If 54.0 g of water is produced, what mass of carbon dioxide is produced?
43. Early tables of atomic weights (masses) were generated by measuring the mass of a substance that reacts with 1.00 g of oxygen. Given the following data and taking the atomic mass of hydrogen as 1.00, generate a table of relative atomic masses for oxygen, sodium, and magnesium.

Element	Mass That Combines with 1.00 g Oxygen	Assumed Formula
Hydrogen	0.126 g	HO
Sodium	2.875 g	NaO
Magnesium	1.500 g	MgO

How do your values compare with those in the periodic table? How do you account for any differences?

44. Indium oxide contains 4.784 g of indium for every 1.000 g of oxygen. In 1869, when Mendeleev first presented his version of the periodic table, he proposed the formula In_2O_3 for indium oxide. Before that time it was thought that the formula was InO . What values for the atomic mass of indium are obtained using these two formulas? Assume that oxygen has an atomic mass of 16.00.

For Review

Exercises: The Nature of the Atom

45. From the information in this chapter on the mass of the proton, the mass of the electron, and the sizes of the nucleus and the atom, calculate the densities of a hydrogen nucleus and a hydrogen atom.
46. If you wanted to make an accurate scale model of the hydrogen atom and decided that the nucleus would have a diameter of 1 mm, what would be the diameter of the entire model?
47. In an experiment it was found that the total charge on an oil drop was $5.93 \times 10^{-18} \text{ C}$. How many negative charges does the drop contain?
48. A chemist in a galaxy far, far away performed the Millikan oil drop experiment and got the following results for the charges on various drops. Use these data to calculate the charge of the electron in zirkombs.
- | | |
|---|---|
| $2.56 \times 10^{-12} \text{ zirkombs}$ | $7.68 \times 10^{-12} \text{ zirkombs}$ |
| $3.84 \times 10^{-12} \text{ zirkombs}$ | $6.40 \times 10^{-13} \text{ zirkombs}$ |
49. What are the symbols of the following metals: sodium, radium, iron, gold, manganese, lead?
50. What are the symbols of the following nonmetals: fluorine, chlorine, bromine, sulfur, oxygen, phosphorus?
51. Give the names of the metals that correspond to the following symbols: Sn, Pt, Hg, Mg, K, Ag.
52. Give the names of the nonmetals that correspond to the following symbols: As, I, Xe, He, C, Si.
- 53.
- Classify the following elements as metals or nonmetals:
- | | | |
|----|----|----|
| Mg | Si | Rn |
| Ti | Ge | Eu |
| Au | B | Am |
| Bi | At | Br |
- The distinction between metals and nonmetals is really not a clear one. Some elements, called *metalloids*, are intermediate in their properties. Which of these elements would you reclassify as metalloids? What other elements in the periodic table would you expect to be metalloids?
- 54.
- List the noble gas elements. Which of the noble gases has only radioactive isotopes? (This situation is indicated on most periodic tables by parentheses around the mass of the element. See inside front cover.)
 - Which lanthanide element has only radioactive isotopes?
55. For each of the following sets of elements, label each as either noble gases, halogens, alkali metals, alkaline earth metals, or transition metals.
- Ti, Fe, Ag
 - Mg, Sr, Ba
 - Li, K, Rb

d. Ne, Kr, Xe

e. F, Br, I

56. Identify the elements that correspond to the following atomic numbers. Label each as either a noble gas, a halogen, an alkali metal, an alkaline earth metal, a transition metal, a lanthanide metal, or an actinide metal.

a. 17

b. 4

c. 63

d. 72

e. 2

f. 92

g. 55

57. Write the atomic symbol (${}^A_Z\text{X}$) for each of the following isotopes.

a. $Z = 8$, number of neutrons = 9

b. the isotope of chlorine in which $A = 37$

c. $Z = 27$, $A = 60$

d. number of protons = 26, number of neutrons = 31

e. the isotope of I with a mass number of 131

f. $Z = 3$, number of neutrons = 4

58. Write the atomic symbol (${}^A_Z\text{X}$) for each of the isotopes described below.

a. number of protons = 27, number of neutrons = 31

b. the isotope of boron with mass number 10

c. $Z = 12$, $A = 23$

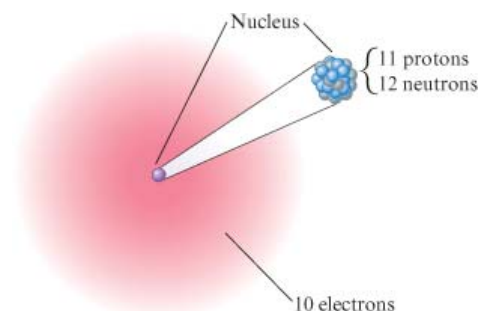
d. atomic number 53, number of neutrons = 79

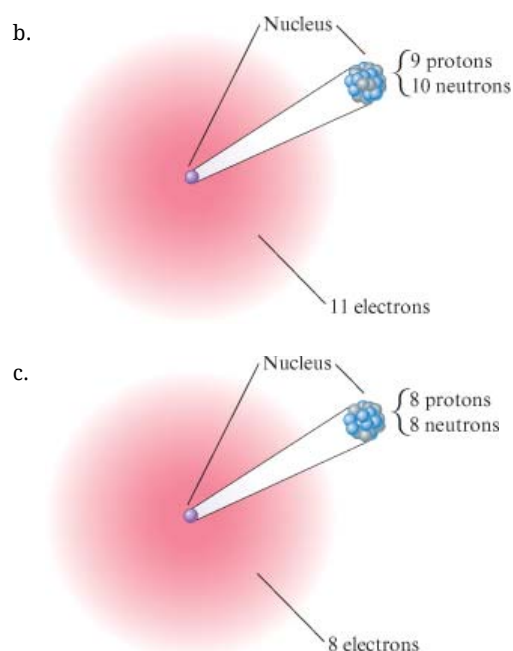
e. $Z = 20$, number of neutrons = 27

f. number of protons = 29, mass number 65

59. Write the symbol of each atom using the ${}^A_Z\text{X}$ format.

a.

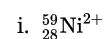
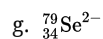
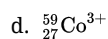
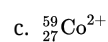
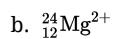




60. For carbon-14 and carbon-12, how many protons and neutrons are in each nucleus? Assuming neutral atoms, how many electrons are present in an atom of carbon-14 and in an atom of carbon-12?
61. How many protons and neutrons are in the nucleus of each of the following atoms? In a neutral atom of each element, how many electrons are present?
- ^{79}Br
 - ^{81}Br
 - ^{239}Pu
 - ^{133}Cs
 - ^3H
 - ^{56}Fe
62. What number of protons and neutrons are contained in the nucleus of each of the following atoms? Assuming each atom is uncharged, what number of electrons are present?
- $^{235}_{92}\text{U}$
 - $^{27}_{13}\text{Al}$
 - $^{57}_{26}\text{Fe}$
 - $^{208}_{82}\text{Pb}$
 - $^{86}_{37}\text{Rb}$
 - $^{41}_{20}\text{Ca}$
63. For each of the following ions, indicate the number of protons and electrons the ion contains.
- Ba^{2+}



64. How many protons, neutrons, and electrons are in each of the following atoms or ions?



65. What is the symbol for an ion with 63 protons, 60 electrons, and 88 neutrons?
If an ion contains 50 protons, 68 neutrons, and 48 electrons, what is its symbol?

66. What is the symbol of an ion with 16 protons, 18 neutrons, and 18 electrons?
What is the symbol for an ion that has 16 protons, 16 neutrons, and 18 electrons?

67. Complete the following table:

Symbol	Number of Protons in Nucleus	Number of Neutrons in Nucleus	Number of Electrons	Net Charge
${}^{238}_{92}\text{U}$				
	20	20		2+
	23	28	20	
${}^{89}_{39}\text{Y}$				
	35	44	36	

Symbol	Number of Protons in Nucleus	Number of Neutrons in Nucleus	Number of Electrons	Net Charge
	15	16		3−

68. Complete the following table:

Symbol	Number of Protons in Nucleus	Number of Neutrons in Nucleus	Number of Electrons	Net Charge
$^{53}_{26}\text{Fe}^{2+}$				
	26	33		3+
	85	125	86	
	13	14	10	
		76	54	2−

69. Would you expect each of the following atoms to gain or lose electrons when forming ions? What ion is the most likely in each case?

- Ra
- In
- P
- Te
- Br
- Rb

70. For each of the following atomic numbers, use the periodic table to write the formula (including the charge) for the simple *ion* that the element is most likely to form in ionic compounds.

- 13
- 34
- 56
- 7
- 87

f. 35

Chapter 2: Atoms, Molecules, and Ions Exercises: Nomenclature
Book Title: AP* Edition Chemistry
Printed By: Mithra Marcus (mithra.marcus@lcps.org)
© 2014 Cengage Learning, Cengage Learning

For Review

Exercises: Nomenclature

71. Name the compounds in parts a–d and write the formulas for the compounds in parts e–h.

- a. NaBr
- b. Rb_2O
- c. CaS
- d. AlI_3
- e. strontium fluoride
- f. aluminum selenide
- g. potassium nitride
- h. magnesium phosphide

72. Name the compounds in parts a–d and write the formulas for the compounds in parts e–h.

- a. Hg_2O
- b. FeBr_3
- c. CoS
- d. TiCl_4
- e. tin(II) nitride
- f. cobalt(III) iodide
- g. mercury(II) oxide
- h. chromium(VI) sulfide

73. Name each of the following compounds:

- a. CsF
- b. Li_3N
- c. Ag_2S
- d. MnO_2
- e. TiO_2



74. Write the formula for each of the following compounds:

- a. zinc chloride
- b. tin(IV) fluoride
- c. calcium nitride
- d. aluminum sulfide
- e. mercury(I) selenide
- f. silver iodide

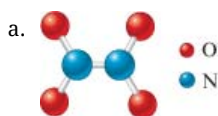
75. Name each of the following compounds:

- a. BaSO_3
- b. NaNO_2
- c. KMnO_4
- d. $\text{K}_2\text{Cr}_2\text{O}_7$

76. Write the formula for each of the following compounds:

- a. chromium(III) hydroxide
- b. magnesium cyanide
- c. lead(IV) carbonate
- d. ammonium acetate

77. Name each of the following compounds:



- c. SO_2
- d. P_2S_5

78. Write the formula for each of the following compounds:

- a. diboron trioxide
- b. arsenic pentafluoride
- c. dinitrogen monoxide
- d. sulfur hexachloride

79. Name each of the following compounds:

- a. CuI

- b. CuI_2
- c. CoI_2
- d. Na_2CO_3
- e. NaHCO_3
- f. S_4N_4
- g. SeCl_4
- h. NaOCl
- i. BaCrO_4
- j. NH_4NO_3

80. Name each of the following compounds. Assume the acids are dissolved in water.

- a. $\text{HC}_2\text{H}_3\text{O}_2$
- b. NH_4NO_2
- c. Co_2S_3
- d. ICl
- e. $\text{Pb}_3(\text{PO}_4)_2$
- f. KClO_3
- g. H_2SO_4
- h. Sr_3N_2
- i. $\text{Al}_2(\text{SO}_3)_3$
- j. SnO_2
- k. Na_2CrO_4
- l. HClO

81. Elements in the same family often form oxyanions of the same general formula. The anions are named in a similar fashion. What are the names of the oxyanions of selenium and tellurium: SeO_4^{2-} , SeO_3^{2-} , TeO_4^{2-} , TeO_3^{2-} ?

82. Knowing the names of similar chlorine oxyanions and acids, deduce the names of the following: IO^- , IO_2^- , IO_3^- , IO_4^- , HIO , HIO_2 , HIO_3 , HIO_4 .

83. Write the formula for each of the following compounds:

- a. sulfur difluoride
- b. sulfur hexafluoride
- c. sodium dihydrogen phosphate
- d. lithium nitride
- e. chromium(III) carbonate

- f. tin(II) fluoride
- g. ammonium acetate
- h. ammonium hydrogen sulfate
- i. cobalt(III) nitrate
- j. mercury(I) chloride
- k. potassium chlorate
- l. sodium hydride

84. Write the formula for each of the following compounds:

- a. chromium(VI) oxide
- b. disulfur dichloride
- c. nickel (II) fluoride
- d. potassium hydrogen phosphate
- e. aluminum nitride
- f. ammonia
- g. manganese(IV) sulfide
- h. sodium dichromate
- i. ammonium sulfite
- j. carbon tetraiodide

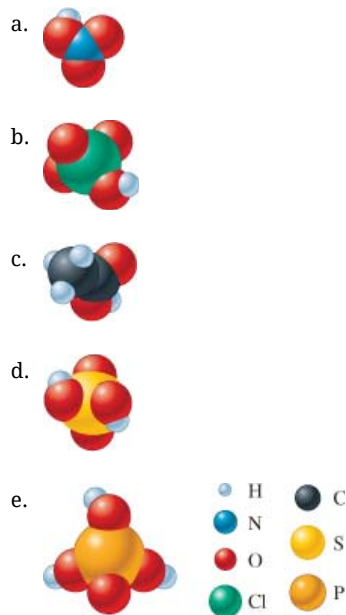
85. Write the formula for each of the following compounds:

- a. sodium oxide
- b. sodium peroxide
- c. potassium cyanide
- d. copper(II) nitrate
- e. selenium tetrabromide
- f. iodic acid
- g. lead(IV) sulfide
- h. copper(I) chloride
- i. gallium arsenide
- j. cadmium selenide
- k. zinc sulfide
- l. nitrous acid
- m. diphosphorus pentoxide

86. Write the formula for each of the following compounds:

- a. ammonium hydrogen phosphate
- b. mercury(I) sulfide
- c. silicon dioxide
- d. sodium sulfite
- e. aluminum hydrogen sulfate
- f. nitrogen trichloride
- g. hydrobromic acid
- h. bromous acid
- i. perbromic acid
- j. potassium hydrogen sulfide
- k. calcium iodide
- l. cesium perchlorate

87. Name the acids illustrated below.



88. Each of the following compounds is incorrectly named. What is wrong with each name, and what is the correct name for each compound?

- a. FeCl_3 , iron chloride
- b. NO_2 , nitrogen(IV) oxide
- c. CaO , calcium(II) monoxide
- d. Al_2S_3 , dialuminum trisulfide
- e. $\text{Mg}(\text{C}_2\text{H}_3\text{O}_2)_2$, manganese diacetate

- f. FePO_4 , iron(II) phosphide
- g. P_2S_5 , phosphorus sulfide
- h. Na_2O_2 , sodium oxide
- i. HNO_3 , nitrate acid
- j. H_2S , sulfuric acid

Chapter 2: Atoms, Molecules, and Ions Additional Exercises
Book Title: AP* Edition Chemistry
Printed By: Mithra Marcus (mithra.marcus@lcps.org)
© 2014 Cengage Learning, Cengage Learning

For Review

Additional Exercises

89. Chlorine has two natural isotopes: $^{37}_{17}\text{Cl}$ and $^{35}_{17}\text{Cl}$. Hydrogen reacts with chlorine to form the compound HCl . Would a given amount of hydrogen react with different masses of the two chlorine isotopes? Does this conflict with the law of definite proportion? Why or why not?
90. What are the symbols for the following nonmetal elements that are most often present in compounds studied in organic chemistry: carbon, hydrogen, oxygen, nitrogen, phosphorus, sulfur? Predict a stable isotope for each of these elements.
91. Four Fe^{2+} ions are key components of hemoglobin, the protein that transports oxygen in the blood. Assuming that these ions are $^{53}\text{Fe}^{2+}$, how many protons and neutrons are present in each nucleus, and how many electrons are present in each ion?
92. Which of the following statements is (are) *true*? For the false statements, correct them.
- a. All particles in the nucleus of an atom are charged.
 - b. The atom is best described as a uniform sphere of matter in which electrons are embedded.
 - c. The mass of the nucleus is only a very small fraction of the mass of the entire atom.
 - d. The volume of the nucleus is only a very small fraction of the total volume of the atom.
 - e. The number of neutrons in a neutral atom must equal the number of electrons.
93. The isotope of an unknown element, X , has a mass number of 79 . The most stable ion of the isotope has 36 electrons and forms a binary compound with sodium having a formula of Na_2X . Which of the following statements is (are) *true*? For the false statements, correct them.

- a. The binary compound formed between X and fluorine will be a covalent compound.
- b. The isotope of X contains 38 protons.
- c. The isotope of X contains 41 neutrons.
- d. The identity of X is strontium, Sr .
94. For each of the following ions, indicate the total number of protons and electrons in the ion. For the positive ions in the list, predict the formula of the simplest compound formed between each positive ion and the oxide ion. Name the compounds. For the negative ions in the list, predict the formula of the simplest compound formed between each negative ion and the aluminum ion. Name the compounds.
- a. Fe^{2+}
- b. Fe^{3+}
- c. Ba^{2+}
- d. Cs^{+}
- e. S^{2-}
- f. P^{3-}
- g. Br^{-}
- h. N^{3-}
95. The formulas and common names for several substances are given below. Give the systematic names for these substances.
- a. sugar of lead $\text{Pb}(\text{C}_2\text{H}_3\text{O}_2)_2$
- b. blue vitrol CuSO_4
- c. quicklime CaO
- d. Epsom salts MgSO_4
- e. milk of megnesia $\text{Mg}(\text{OH})_2$
- f. gypsum CaSO_4
- g. laughing gas N_2O
96. Identify each of the following elements:
- a. a member of the same family as oxygen whose most stable ion contains 54 electrons
- b. a member of the alkali metal family whose most stable ion contains 36 electrons
- c. a noble gas with 18 protons in the nucleus
- d. a halogen with 85 protons and 85 electrons
- 97.

An element's most stable ion forms an ionic compound with bromine, having the formula XBr_2 . If the ion of element X has a mass number of 230 and has 86 electrons, what is the identity of the element, and how many neutrons does it have?

98. A certain element has only two naturally occurring isotopes: one with 18 neutrons and the other with 20 neutrons. The element forms $1-$ charged ions when in ionic compounds. Predict the identity of the element. What number of electrons does the $1-$ charged ion have?

99. The designations 1A through 8A used for certain families of the periodic table are helpful for predicting the charges on ions in binary ionic compounds. In these compounds, the metals generally take on a positive charge equal to the family number, while the nonmetals take on a negative charge equal to the family number minus eight. Thus the compound between sodium and chlorine contains Na^+ ions and Cl^- ions and has the formula NaCl . Predict the formula and the name of the binary compound formed from the following pairs of elements.

- a. Ca and N
- b. K and O
- c. Rb and F
- d. Mg and S
- e. Ba and I
- f. Al and Se
- g. Cs and P
- h. In and Br

100. By analogy with phosphorus compounds, name the following: Na_3AsO_4 , H_3AsO_4 , $\text{Mg}_3(\text{SbO}_4)_2$.

101. Identify each of the following elements. Give the number of protons and neutrons in each nucleus.

- a. ${}_{15}^{31}\text{X}$
- b. ${}_{53}^{127}\text{X}$
- c. ${}_{19}^{39}\text{X}$
- d. ${}_{70}^{173}\text{X}$

102. In a reaction, 34.0 g of chromium(III) oxide reacts with 12.1 g of aluminum to produce chromium and aluminum oxide. If 23.3 g of chromium is produced, what mass of aluminum oxide is produced?

For Review

ChemWork Problems

These multiconcept problems (and additional ones) are found interactively online with the same type of assistance a student would get from an instructor.

103. Complete the following table.

Atom/ion	Protons	Neutrons	Electrons
$^{120}_{50}\text{Sn}$			
$^{25}_{12}\text{Mg}^{2+}$			
$^{56}_{26}\text{Fe}^{2+}$			
$^{79}_{34}\text{Se}$			
$^{35}_{17}\text{Cl}$			
$^{63}_{29}\text{Cu}$			

104. Which of the following is(are) correct?

- a. $^{40}\text{Ca}^{2+}$ contains 20 protons and 18 electrons.
- b. Rutherford created the cathode-ray tube and was the founder of the charge-to-mass ratio of an electron.
- c. An electron is heavier than a proton.
- d. The nucleus contains protons, neutrons, and electrons.

105. What are the formulas of the compounds that correspond to the names given in the following table?

Compound Name	Formula
Carbon tetrabromide	
Cobalt(II) phosphate	
Magnesium chloride	
Nickel(II) acetate	
Calcium nitrate	

Compound Name	Formula
_____	_____

106. What are the names of the compounds that correspond to the formulas given in the following table?

Formula	Compound Name
_____	_____
$\text{Co}(\text{NO}_2)_2$	_____
_____	_____
AsF_5	_____
_____	_____
LiCN	_____
_____	_____
K_2SO_3	_____
_____	_____
Li_3N	_____
_____	_____
PbCrO_4	_____
_____	_____

107. Complete the following table to predict whether the given atom will gain or lose electrons in forming the ion most likely to form when in ionic compounds.

Atom	Gain (G) or Lose (L) Electrons	Ion Formed
_____	_____	_____
K	_____	_____
_____	_____	_____
Cs	_____	_____
_____	_____	_____
Br	_____	_____
_____	_____	_____
S	_____	_____
_____	_____	_____
Se	_____	_____
_____	_____	_____

108. Which of the following statements is(are) correct?

- The symbols for the elements magnesium, aluminum, and xenon are Mn , Al , and Xe , respectively.
- The elements P , As , and Bi are in the same family on the periodic table.

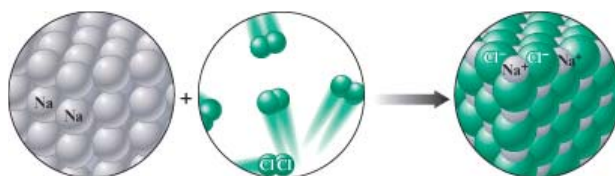
- c. All of the following elements are expected to gain electrons to form ions in ionic compounds: Ga, Se, and Br.
- d. The elements Co, Ni, and Hg are all transition elements.
- e. The correct name for TiO_2 is titanium dioxide.

Chapter 2: Atoms, Molecules, and Ions Challenge Problems
Book Title: AP* Edition Chemistry
Printed By: Mithra Marcus (mithra.marcus@lcp.org)
© 2014 Cengage Learning, Cengage Learning

For Review

Challenge Problems

109. The elements in one of the groups in the periodic table are often called the coinage metals. Identify the elements in this group based on your own experience.
110. Reaction of 2.0 L of hydrogen gas with 1.0 L of oxygen gas yields 2.0 L of water vapor. All gases are at the same temperature and pressure. Show how these data support the idea that oxygen gas is a diatomic molecule. Must we consider hydrogen to be a diatomic molecule to explain these results?
111. A combustion reaction involves the reaction of a substance with oxygen gas. The complete combustion of any hydrocarbon (binary compound of carbon and hydrogen) produces carbon dioxide and water as the only products. Octane is a hydrocarbon that is found in gasoline. Complete combustion of octane produces 8 L of carbon dioxide for every 9 L of water vapor (both measured at the same temperature and pressure). What is the ratio of carbon atoms to hydrogen atoms in a molecule of octane?
112. A chemistry instructor makes the following claim: "Consider that if the nucleus were the size of a grape, the electrons would be about 1 *mile* away on average." Is this claim reasonably accurate? Provide mathematical support.
113. The early alchemists used to do an experiment in which water was boiled for several days in a sealed glass container. Eventually, some solid residue would appear in the bottom of the flask, which was interpreted to mean that some of the water in the flask had been converted into "earth." When Lavoisier repeated this experiment, he found that the water weighed the same before and after heating, and the mass of the flask plus the solid residue equaled the original mass of the flask. Were the alchemists correct? Explain what really happened. (This experiment is described in the article by A. F. Scott in *Scientific American*, January 1984.)
114. Consider the chemical reaction as depicted below. Label as much as you can using the terms *atom*, *molecule*, *element*, *compound*, *ionic*, *gas*, and *solid*.



115. Each of the following statements is true, but Dalton might have had trouble explaining some of them with his atomic theory. Give explanations for the following statements.

- a. The space-filling models for ethyl alcohol and dimethyl ether are shown below.



These two compounds have the same composition by mass (52% carbon, 13% hydrogen, and 35% oxygen), yet the two have different melting points, boiling points, and solubilities in water.

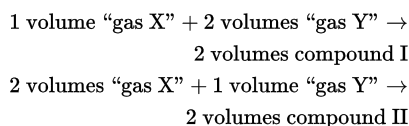
- b. Burning wood leaves an ash that is only a small fraction of the mass of the original wood.
- c. Atoms can be broken down into smaller particles.
- d. One sample of lithium hydride is 87.4% lithium by mass, while another sample of lithium hydride is 74.9% lithium by mass. However, the two samples have the same chemical properties.

116. You have two distinct gaseous compounds made from element X and element Y. The mass percents are as follows:

Compound I: 30.43% X, 69.57% Y

Compound II: 63.64% X, 36.36% Y

In their natural standard states, element X and element Y exist as gases. (Monatomic? Diatomic? Triatomic? That is for you to determine.) When you react “gas X” with “gas Y” to make the products, you get the following data (all at the same pressure and temperature):



Assume the simplest possible formulas for reactants and products in the chemical equations above. Then, determine the relative atomic masses of element X and element Y.

117. A single molecule has a mass of $7.31 \times 10^{-23} \text{ g}$. Provide an example of a real molecule that can have this mass. Assume the elements that make up the molecule are made of light isotopes where the number of protons equals the number of neutrons in the nucleus of each element.

118. You take three compounds, each consisting of two elements (X, Y, and/or Z), and decompose them to their respective elements. To determine the relative masses of X, Y, and Z, you collect and weigh the elements, obtaining the following data:

Elements in Compound	Masses of Elements
<hr/>	
1. X and Y	

Elements in Compound	Masses of Elements
----------------------	--------------------

2. Y and Z	X = 0.4 g , Y = 4.2 g
------------	--------------------------

3. X and Y	Y = 1.4 g , Z = 1.0 g
------------	--------------------------

	X = 2.0 g , Y = 7.0 g
--	--------------------------

- What are the assumptions needed to solve this problem?
- What are the relative masses of X , Y , and Z ?
- What are the chemical formulas of the three compounds?
- If you decompose 21 g of compound XY , how much of each element is present?

Chapter 2: Atoms, Molecules, and Ions Integrative Problems
Book Title: AP* Edition Chemistry
Printed By: Mithra Marcus (mithra.marcus@lcps.org)
© 2014 Cengage Learning, Cengage Learning

For Review

Integrative Problems

These problems require the integration of multiple concepts to find the solutions.

119. What is the systematic name of Ta_2O_5 ? If the charge on the metal remained constant and then sulfur was substituted for oxygen, how would the formula change? What is the difference in the total number of protons between Ta_2O_5 and its sulfur analog?
120. A binary ionic compound is known to contain a cation with 51 protons and 48 electrons. The anion contains one-third the number of protons as the cation. The number of electrons in the anion is equal to the number of protons plus 1 . What is the formula of this compound? What is the name of this compound?
121. Using the information in [Table 2.1](#), answer the following questions. In an ion with an unknown charge, the total mass of all the electrons was determined to be 2.55×10^{-26} g , while the total mass of its protons was 5.34×10^{-23} g . What is the identity and charge of this ion? What is the symbol and mass number of a neutral atom whose total mass of its electrons is 3.92×10^{-26} g , while its neutrons have a mass of 9.35×10^{-23} g ?

Chapter 2: Atoms, Molecules, and Ions Marathon Problem
Book Title: AP* Edition Chemistry
Printed By: Mithra Marcus (mithra.marcus@lcps.org)
© 2014 Cengage Learning, Cengage Learning

For Review

Marathon Problem

This problem is designed to incorporate several concepts and techniques into one situation.

Marathon Problems can be used in class by groups of students to help facilitate problem-solving skills.

122. You have gone back in time and are working with Dalton on a table of relative masses. Following are his data.

0.602 g gas A reacts with 0.295 g gas B

0.172 g gas B reacts with 0.401 g gas C

0.320 g gas A reacts with 0.374 g gas C

a. Assuming simplest formulas (AB, BC, and AC), construct a table of relative masses for Dalton.

b. Knowing some history of chemistry, you tell Dalton that if he determines the volumes of the gases reacted at constant temperature and pressure, he need not assume simplest formulas. You collect the following data:

6 volumes gas A + 1 volume gas B → 4 volumes product

1 volumes gas B + 4 volumes gas C → 4 volumes product

3 volumes gas A + 2 volumes gas C → 6 volumes product

Write the simplest balanced equations, and find the actual relative masses of the elements. Explain your reasoning.

Chapter 2: Atoms, Molecules, and Ions AP Multiple-Choice Review Questions

Book Title: AP* Edition Chemistry

Printed By: Mithra Marcus (mithra.marcus@lcps.org)

© 2014 Cengage Learning, Cengage Learning

For Review

AP Multiple-Choice Review Questions

1. Which of the following combinations of elements is likely to produce an ionic bond?

(A) Li and Cl

(B) Li and Rb

(C) N and S

(D) N and O

2. When 20.0 g of solid calcium carbonate is placed into a crucible and heated, it will decompose into 11.2 g of solid calcium oxide and carbon dioxide gas. There are several ways to represent this reaction. One of the most common is by a chemical equation, shown here:



Another way is to draw it. The crucible shown below illustrates what it looks like before any reaction has taken place. What will the crucible look like after the reaction has taken place?



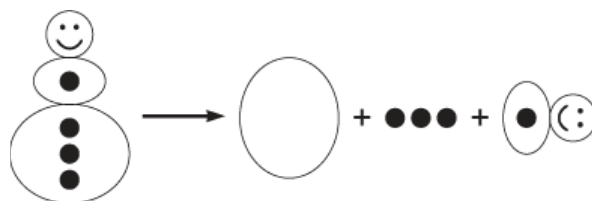
20.0 g $\text{CaCO}_3(s)$

- (A) 8.8 g
- (B) 11.2 g
- (C) 31.2 g
- (D) 8.8 g

3. When fossil fuels are burned, carbon is released into the air in the form of carbon dioxide (CO_2) gas. Carbon dioxide is known as a greenhouse gas, because it traps heat in the atmosphere and has been implicated as a contributor to global warming. One method of reducing global warming is to plant trees. What role do trees play in reducing global warming?

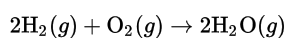
- (A) Trees absorb carbon dioxide and use the carbon to grow.
- (B) Trees absorb sunlight as they grow, reducing the temperature.
- (C) Trees produce oxygen, which reacts with the carbon dioxide in the air.
- (D) Tree leaves reflect the sun's light back into space, thus less is available to heat up the atmosphere.

4.

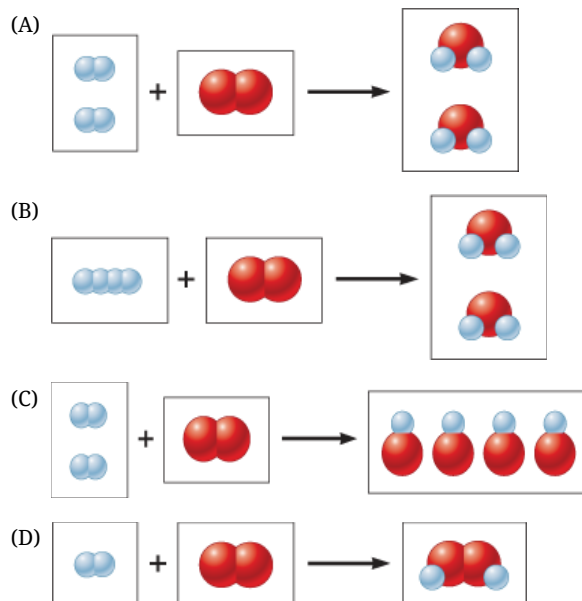


The diagram shown above best represents which of the following?

- (A) Dalton's atomic theory
- (B) law of definite proportions
- (C) law of multiple proportions
- (D) law of conservation of mass
5. Consider the reaction between hydrogen (H_2) gas and oxygen (O_2) gas to form water (H_2O).



Which of the following is a correct representation of this reaction?



6. Which of the following equations satisfies the law of conservation of mass?

- (A) $\text{H}_2(g) + \text{O}_2(g) \rightarrow \text{H}_2\text{O}(g)$
- (B) $\text{Na}(s) + \text{Cl}_2(g) \rightarrow \text{NaCl}(s)$
- (C) $\text{N}_2(g) + \text{H}_2(g) \rightarrow \text{NH}_3(g)$
- (D) $\text{C}(s) + \text{O}_2(g) \rightarrow \text{CO}_2(g)$

7. The following data were collected for several compounds of nitrogen and oxygen:

Mass of Oxygen That Reacts with 1.000 g of Compound Nitrogen	
W	0.5711 g
X	1.142 g
Y	2.284 g
Z	2.855 g

These data support which of the following?

- (A) Hess's law
- (B) law of definite proportions

(C) law of multiple proportions

(D) law of conservation of mass

8. The following data were collected for several compounds of nitrogen and oxygen:

Mass of Oxygen That Reacts with 1.000 g of Compound Nitrogen	
W	0.5711 g
X	1.142 g
Y	2.284 g
Z	2.855 g

If compound X has an equal number of oxygen and nitrogen atoms, what is the most likely formula for compound Y?

(A) NO

(b) NO₂

(C) N₂O

(D) N₂O₅

9. When two elements form a series of compounds, the ratios of the masses of the second element that combine with 1 gram of the first element can always be reduced to small whole numbers. This is known as

(A) Avogadro's hypothesis

(B) law of definite proportions

(C) law of multiple proportions

(D) law of conservation of mass

10. Which of the following choices consists of a pair of isotopes?

(A) ¹⁴C and ¹⁴N

(B) ²³Na and ²³Na⁺

(C) ²H and ¹H

(D) ³⁵Cl and ³⁵Cl⁻

11. What is the correct name for CaCl₂ ?

(A) calcium chloride

- (B) calcium chlorine
- (C) calcium chlorite
- (D) calcium(II) chloride

12. What is the correct name for Fe_2S_3 ?

- (A) diiron trisulfide
- (B) iron sulfide
- (C) iron(II) sulfide
- (D) iron(III) sulfide

13. What is the correct name for NO_2 ?

- (A) nitrite
- (B) nitrogen oxide
- (C) nitrogen dioxide
- (D) dinitrogen monoxide

14. What is the name of an aqueous solution that contains HNO_2 ?

- (A) nitric acid
- (B) nitrous acid
- (C) hydrogen nitrite
- (D) hydrogen nitrogen dioxide

The following information is used for Questions 15 and 16.

A 20.0-g sample of a hydrated compound is placed into a crucible and heated. The data table for this laboratory investigation is shown below.

Mass of crucible	15.5867 g
Mass of crucible and hydrated sample	19.7644 g
Mass of crucible and anhydrous sample after first heating	18.4388 g
Mass of crucible and anhydrous sample after second heating	18.0244 g
Mass of crucible and anhydrous sample after third heating	18.0242 g

15. Why can we conclude that all of the water of hydration has been removed?

- (A) The mass of the crucible and sample increased then decreased.
 - (B) The mass of the crucible and sample decreased after each heating.
 - (C) The mass of the crucible and sample decreased due to the water of hydration being “driven off” by the heating.
 - (D) The mass of the crucible and sample remained relatively constant after the second heating.
16. What is the mass of the water of hydration in the hydrate?
- (A) 0.4146 g
 - (B) 1.7402 g
 - (C) 2.4325 g
 - (D) 4.1777 g

Chapter 2: Atoms, Molecules, and Ions AP Multiple-Choice Review Questions

Book Title: AP* Edition Chemistry

Printed By: Mithra Marcus (mithra.marcus@lcps.org)

© 2014 Cengage Learning, Cengage Learning

© 2016 Cengage Learning Inc. All rights reserved. No part of this work may be reproduced or used in any form or by any means - graphic, electronic, or mechanical, or in any other manner - without the written permission of the copyright holder.